IndusInd Nippon Life

ANALYST NOVEMBER

2026

IndusInd Nippon Life

INVESTMENT INSIGHT

Fund Report as on 30th October 2026

Macro-Economic Update

Global economic conditions remained mixed during the month. While the global economy weathered the Middle East conflict better than initially anticipated, higher energy prices exerted renewed pressure on inflation across major economies. In response, several central banks maintained or intensified monetary tightening measures. At the same time, sovereign bond yields in advanced economies moved higher amid concerns around fiscal sustainability, elevated government borrowing requirements and persistent inflation risks.

In contrast, domestic economic activity in India remained relatively resilient. A broad set of high-frequency indicators, including industrial production, energy consumption, port traffic, GST collections and automobile sales, pointed to sustained economic momentum during the second quarter of FY27. Following growth of 7.8% in the first quarter, India continues to maintain a healthy growth trajectory, supported by domestic demand, investment activity and improving manufacturing conditions. Accordingly, RBI continue to project growth at 7.1% for FY27.

Manufacturing and industrial activity remained supportive of growth. Industrial production expanded at a healthy pace of 8% during August, led by manufacturing, while core sector output also registered steady growth. Business surveys reflected improving operating conditions, with manufacturing PMI indicating continued expansion in production and new orders. Strong growth in bank credit to industry and continued policy support for domestic manufacturing and localisation initiatives are expected to support medium-term productive capacity and competitiveness.

Inflationary pressures, however, increased during the period. Headline CPI inflation moved higher to 5.54% in September, largely reflecting food price inflation and the impact of elevated global energy prices. While a large proportion of the consumption basket continues to experience relatively moderate inflation, the recent uptick has led the RBI to adopt a more cautious policy stance of calibrated tightening, including a modest increase in the policy Repo rate by 25bps to 5.50% and projected CPI inflation to be 5.2% in FY27.

India's external sector remained stable despite heightened global uncertainty. Strong growth in merchandise exports, particularly in electronics and engineering goods, alongside a resilient services surplus, contributed to an improvement in trade dynamics during the quarter. Although the cumulative current account position widened during the first part of the fiscal year, healthy capital inflows helped maintain an overall balance of payments surplus. Foreign exchange reserves remained at comfortable levels of $721bn, providing a significant buffer against external shocks and market volatility.

The financial sector continued to demonstrate resilience, supported by orderly liquidity conditions, stable monetary transmission and robust credit growth of 21.6%. Overall bank lending remained strong across key sectors of the economy, reflecting healthy financing conditions and sustained domestic economic activity.

Overall, India's growth outlook remains supported by resilient domestic demand, ongoing investment activity and a stable financial system. Nonetheless, elevated global uncertainty, higher commodity prices, inflationary pressures and evolving geopolitical developments warrant continued monitoring in the months ahead.

Equity Market Update

Indian equity markets remained resilient in October 2026, with the Nifty 50 gaining 1.9% MoM, supported by attractive valuations, encouraging Q2FY27 earnings and strong domestic economic fundamentals. While mid- and small-cap indices faced pressure amid elevated crude oil prices and FPI outflows, domestic demand remained healthy. Strong IPO activity, resilient automobile sales and robust economic indicators reflected continued investor confidence in India's growth story. Nifty Midcap 100 and Nifty Smallcap 100 declined 3.4% and 4.1%, respectively in the month of October 2026.

Investor flows remained divergent during the month. Foreign portfolio investors (FPIs) were net sellers to the tune of US$2.2 billion, while domestic institutional investors (DIIs) were net buyers for US$ 6.5 billion.

Other key developments included: (1) the RBI MPC hiked the policy repo rate by 25 bps to 5.5% and changed its stance to calibrated tightening, (2) the US Fed kept its benchmark rate unchanged at 3.75-4% and (3) primary market activity remained strong, with slew of 13 IPOs raising US$4.7 bn during October; (4) GST collection for Oct'26 was at Rs2.31 trn.

IndusInd Nippon Life

INVESTMENT INSIGHT

Fund Report as on 30th October 2026

Equity Market Outlook & Strategy

India continues to report strong corporate earnings momentum with Q2FY27 earnings announcements have been encouraging, with companies across the energy, chemicals, pharmaceuticals, automobiles, consumer and financial sectors reporting healthy earnings performance. Strong automobile wholesale volumes during the initial festive season sales also point towards improving consumer demand, which could provide further support to consumption and corporate earnings.

High-frequency economic indicators, including GST collections, bank credit growth and automobile sales, remain encouraging, reflecting resilient consumption demand and sustained momentum in capital expenditure.

While global uncertainties and crude oil price volatility may drive near-term market fluctuations, valuations at around 17x one-year forward earnings remain reasonable. We remain constructive on the long-term equity outlook, with Autos, Capital Goods, Consumer Discretionary, Capital Markets and Financials offering attractive opportunities backed by strong domestic growth drivers.

Fixed Income Market Update

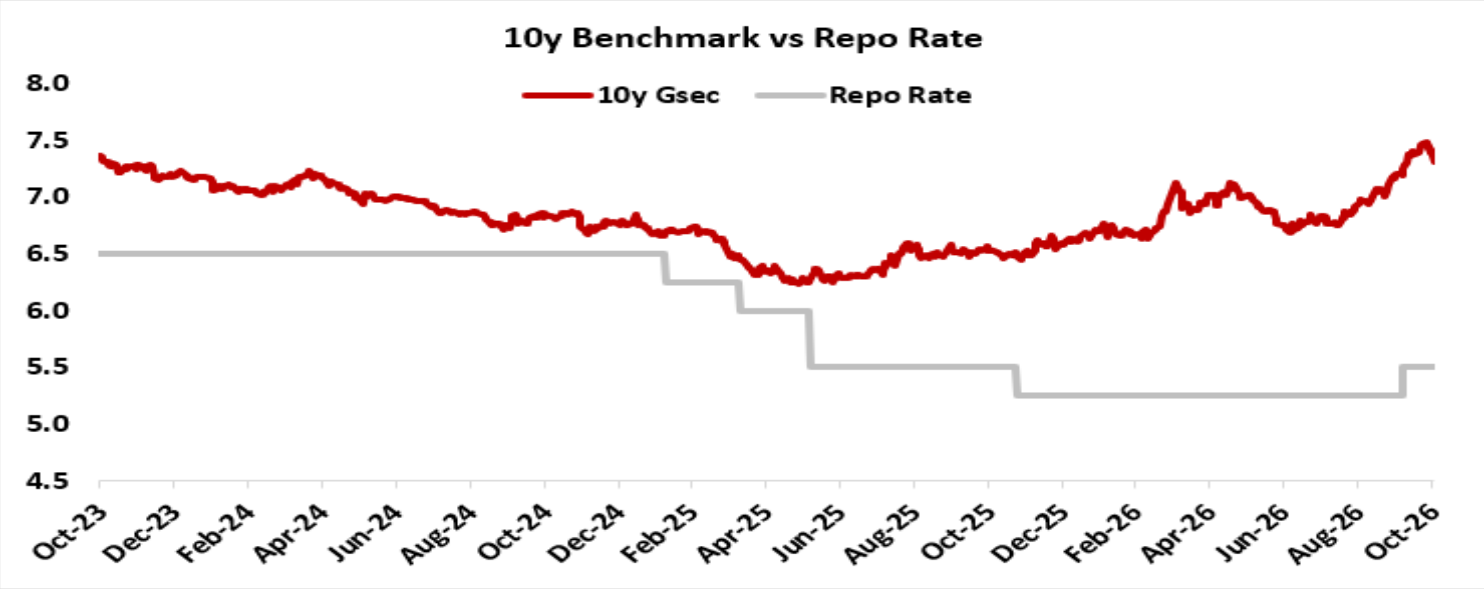

Indian fixed income markets faced a challenging month as bond yields moved higher amid monetary tightening, liquidity withdrawal and elevated global uncertainties. The RBI increased the repo rate by 25 bps to 5.50% and shifted its policy stance to calibrated tightening, while simultaneously tightening liquidity conditions through open market operations. Persistent geopolitical tensions, elevated crude oil prices and higher US Treasury yields further weighed on domestic bond markets.

Consequently, the benchmark 10-year G-sec yield rose during the month, touching 7.49% before ending October at 7.41%. Foreign portfolio investors turned net buyers with inflows of USD 70 million, providing some support to market sentiment. Credit spreads widened modestly during the period, with 10-year AAA corporate bond spreads increasing to around 68 bps, while spreads on 10-year SDLs compressed to approximately 61 bps over comparable government securities. Overall, markets continue to balance resilient domestic fundamentals against evolving inflation and global interest rate risks.

IndusInd Nippon Life

INVESTMENT INSIGHT

Fund Report as on 30th October 2026

Fixed Income Market Outlook & Strategy

We maintain a cautious yet constructive outlook on Indian fixed income markets. Near-term yield movements are likely to be influenced by evolving geopolitical developments, crude oil prices, inflation dynamics and the trajectory of global and domestic monetary policy. Following the October policy rate hike and the shift to a calibrated tightening stance, the RBI may retain a hawkish bias in the near term. At the same time, a sustained improvement in capital flows could help moderate upward pressure on bond yields.

Against this backdrop, our fixed income strategy remains focused on maintaining high portfolio quality, adequate liquidity and disciplined duration positioning. Portfolios continue to be primarily invested in sovereign securities and AAA-rated instruments, providing resilience amid evolving market conditions while limiting credit risk. We also remain selectively constructive on high-quality spread assets, particularly State Development Loans (SDLs) and AAA-rated corporate bonds, where carry opportunities remain attractive.

Over the medium term, India's favourable macroeconomic fundamentals and stable financial system support a constructive outlook for fixed income. We will continue to focus on prudent duration management, liquidity and credit quality while selectively capitalising on opportunities across sovereign and high-grade credit segments.

IndusInd Nippon Life

IN UNIT LINKED POLICIES, THE INVESTMENT RISK IN INVESTMENT PORTFOLIO IS BORNE BY THE POLICYHOLDER

Name of The Fund	No.
Life Equity Fund 3	2
Make In India Fund	3
Life Large Cap Equity Fund	4
Life Pure Equity Fund 2	5
Life Equity Fund 2	6
Life Balanced Fund 1	7
Life Corporate Bond Fund 1	8
Life Pure Debt Fund 1	9
Pension Smart Fund 1	10
Life Midcap Fund 1	11
Life Midcap Fund 2	12
Life Gilt Fund 1	13
Life Money Market Fund 1	14
Life Equity Fund 1	15
Pension Equity Fund 1	16
Pension Equity Fund 2	17
Pension Equity Fund 3	18
Health Equity Fund 1	19
Health Equity Fund 2	20
Life Pure Equity Fund 1	21
Pension Pure Equity Fund 2	22
Health Pure Equity Fund 1	23
Life Infrastructure Fund 1	24
Life Infrastructure Fund 2	25
Pension Infrastructure Fund 2	26
Health Infrastructure Fund 1	27
Life Energy Fund 1	28
Life Energy Fund 2	29
Pension Energy Fund 2	30
Health Energy Fund 1	31
Pension Midcap Fund 2	32

Name of The Fund	No.
Health Midcap Fund 1	33
Life Super Growth Fund 1	34
Life Super Growth Fund 2	35
Health Super Growth Fund 1	36
Life High Growth Fund 1	37
Life High Growth Fund 2	38
Life Growth Plus Fund 1	39
Health Growth Plus Fund 1	40
Life Growth Fund 1	41
Life Growth Fund 2	42
Pension Growth Fund 1	43
Pension Growth Fund 2	44
Pension Balanced Fund 1	45
Pension Balanced Fund 2	46
Life Gilt Fund 2	47
Health Gilt Fund 1	48
Life Capital Secure Fund 1	49
Pension Capital Secure Fund 1	50
Life Corporate Bond Fund 2	51
Health Corporate Bond Fund 1	52
Life Money Market Fund 2	53
Pension Money Market Fund 2	54
Health Money Market Fund 1	55
Life Highest NAV Advantage Fund 1	56
Life Highest NAV Advantage Fund 2	57
Discontinued Policy Fund	58
Pension Discontinued Policy Fund	59
Reliance Assured Maturity Debt Fund	60
Life Viksit Bharat Multifactor 50 Index Fund	61
Life Bharat Value 50 Index Fund	62

IndusInd Nippon Life

INVESTMENT INSIGHT

Life Equity Fund 3 (ULIF04201/01/10LEQUITYF03121)

Fund Report as on 30th October 2026

Investment Objective

Provide high real rate of return in the long term through high exposure to equity investments, while recognizing that there is significant probability of negative returns in the short term. The risk appetite is 'high'.

Fund Details

Fund Manager: Mr. Ashish Aggarwal

NAV as on 30th Oct 26: ₹ 46.8893

Inception Date: 11th January 2010

Benchmark: Nifty 50 Index

AUM as on 30th Oct 26: ₹ 2,158.75 Crs.

Asset Allocation

	Range (%)	Actual (%)
Equity	75-100	99
MMI / Others	00-25	1

Returns

Period	Fund Returns	Index Returns
Last 1 Month	1.45%	1.91%
Last 6 Months	-2.71%	-3.94%
Last 1 Year	-7.78%	-10.38%
Last 2 Years	-3.24%	-2.41%
Last 3 Years	6.89%	6.51%
Since Inception	9.63%	9.20%

Note: Returns less than one year are absolute returns and more than one year compounded returns.

Past performance is not indicative of future performance

Portfolio

Name of Instrument	% to AUM
ICICI BANK LTD.FV-2	8.37%
RELIANCE INDUSTRIES LTD.	7.26%
HDFC BANK LTD.FV-2	6.35%
BHARTI AIRTEL LIMITED	5.16%
LARSEN&TUBRO	4.21%
STATE BANK OF INDIAFV-1	3.23%
AXIS BANK LIMITEDFV-2	2.78%
ETERNAL LIMITED	2.71%
KOTAK MAHINDRA BANK LIMITED_FV5	2.35%
BAJAJ FINANCE LIMITED	2.18%
TATA CONSULTANCY SERVICES LTD.	2.06%
INFOSYS LIMITED	1.84%
TITAN COMPANY LIMITED	1.81%
MAHINDRA & MAHINDRA LTD.-FV5	1.47%
ADANI PORTS AND SPECIAL ECONOMIC ZONE LIMITED	1.28%
BHARAT ELECTRONICS LIMITED	1.27%
ULTRATECH CEMCO LTD	1.26%
HCL TECHNOLOGIES LIMITED	1.22%
TECH MAHINDRA LIMITEDFV-5	1.20%
MARUTI UDYOG LTD.	1.11%
HINDUSTAN UNILEVER LIMITED	1.06%
TATA IRON & STEEL COMPANY LTD	1.06%
SUN PHARMACEUTICAL INDUSTRIES LTD.FV-1	1.04%
SHRIRAM FINANCE LIMITED	0.99%
TRENT LTD	0.98%
ONE 97 COMMUNICATIONS LIMITED	0.94%
VARUN BEVERAGES LIMITED	0.91%
DIVIS LABORATORIES LIMITED	0.88%
BAJAJ AUTO LTD	0.84%
BSE LIMITED	0.82%
TATA CONSUMER PRODUCTS LIMITED	0.80%
GRASIM INDUSTRIES LTD.	0.79%
HINDALCO INDUSTRIES LTD FV RE 1	0.76%
EICHER MOTORS LIMITED	0.75%
BHARTI HEXACOM LIMITED	0.75%
NAVIN FLUORINE INTERNATIONAL LIMITED	0.74%
NTPC LIMITED	0.74%
INTERGLOBE AVIATION LIMITED	0.72%
APOLLO HOSPITALS ENTERPRISE LIMITED	0.67%
KEI INDUSTRIES LIMITED	0.64%
ONESOURCE SPECIALTY PHARMA LIMITED	0.63%
AMBER ENTERPRISES INDIA LTD	0.63%
JSW ENERGY LIMITED	0.63%
TVS MOTOR COMPANY LIMITED	0.61%
JIO PLATFORMS LIMITED	0.61%
GRAPHITE INDIA LIMITED	0.61%
AJANTA PHARMA LIMITED	0.60%
GE VERNOVA T&D INDIA LIMITED	0.59%
ACUTAAS CHEMICALS LIMITED	0.59%
MTAR TECHNOLOGIES LIMITED	0.57%
UNION BANK OF INDIA	0.54%
PAGE INDUSTRIES LIMITED	0.53%
DELHIVERY LIMITED	0.53%
CIPLA LTD.	0.52%
MPHASIS LIMITED	0.51%
COAL INDIA LIMITED	0.50%
ASIAN PAINTS LIMITEDFV-1	0.50%
COFORGE LIMITED	0.47%
BHARAT HEAVY ELECTRICALS LTD.FV-2	0.47%
HYUNDAI MOTOR INDIA LIMITED	0.46%
GLAND PHARMA LIMITED	0.43%
PREMIER ENERGIES LIMITED	0.43%
ADITYA BIRLA CAPITAL LIMITED	0.42%
VEDANTA ALUMINIUM METAL LIMITED	0.42%
SAMVARDHANA MOTHERSON INTERNATIONAL LIMITED	0.41%
SHAILY ENGINEERING PLASTICS LIMITED	0.38%
MANAPPURAM FINANCE LIMITED	0.38%
INDUS TOWERS LIMITED	0.38%
TATA CAPITAL LIMITED	0.37%
PERSISTENT SYSTEMS LIMITED	0.30%
ATHER ENERGY LIMITED	0.27%
MANKIND PHARMA LIMITED	0.25%
INDO-MIM LIMITED	0.24%
NETWEB TECHNOLOGIES INDIA LIMITED	0.03%
Equity Total	**91.81%**
Nippon India ETF Bank Bees	1.02%
HDFC MUTUAL FUND - HDFC BANKING ETF	1.00%
ADITYA BIRLA SUN LIFE NIFTY BANK ETF	0.99%
UTI NIFTY BANK ETF	0.99%
ICICI PRUDENTIAL BANK ETF NIFTY BANK INDEX	0.99%
KOTAK NIFTY BANK ETF	0.99%
SBI-ETF Nifty Bank	0.99%
ETFs	**6.98%**
Money Market Total	**0.06%**
Current Assets	**1.15%**
Total	**100.00%**

AUM (in ₹ crs.)

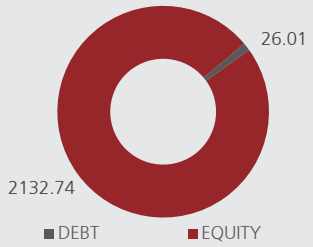

Sector Allocation as per National Industrial Classification 2008

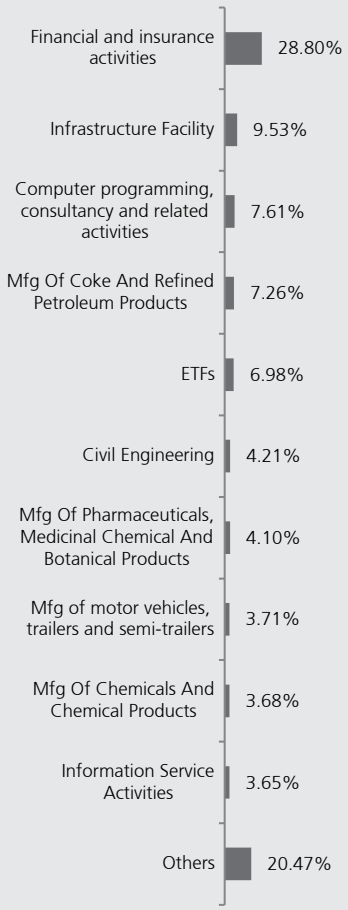

IndusInd Nippon Life

INVESTMENT INSIGHT

Make In India Fund (ULIF06924/03/15LMAKEINDIA121)

Fund Report as on 30th October 2026

Investment Objective

Provide high return in the long term through exposure to equity investments in the sectors related to industrial activity. The risk appetite is 'high'

Fund Details

Fund Manager: Mr. Ankit Ladhani

NAV as on 30th Oct 26: ₹ 26.1350

Inception Date: 18th February 2016

Benchmark: Nifty 50 Index

AUM as on 30th Oct 26: ₹ 583.59 Crs.

Asset Allocation

	Range (%)	Actual (%)
Equity	60-100	99
Gsec / Debt	0-20	-
MMI / Others	0-20	1

Returns

Period	Fund Returns	Index Returns
Last 1 Month	0.89%	1.91%
Last 6 Months	-3.36%	-3.94%
Last 1 Year	-8.29%	-10.38%
Last 2 Years	-3.70%	-2.41%
Last 3 Years	5.80%	6.51%
Since Inception	9.39%	11.50%

Note: Returns less than one year are absolute returns and more than one year compounded returns.

Past performance is not indicative of future performance

Portfolio

Name of Instrument	% to AUM
ICICI BANK LTD.FV-2	8.76%
RELIANCE INDUSTRIES LTD.	7.46%
BHARTI AIRTEL LIMITED	5.28%
HDFC BANK LTD.FV-2	5.20%
LARSEN&TUBRO	3.96%
STATE BANK OF INDIAFV-1	3.21%
AXIS BANK LIMITEDFV-2	2.85%
ETERNAL LIMITED	2.73%
BAJAJ FINANCE LIMITED	2.36%
KOTAK MAHINDRA BANK LIMITED_FV5	2.31%
TATA CONSULTANCY SERVICES LTD.	2.17%
INFOSYS LIMITED	1.84%
TITAN COMPANY LIMITED	1.73%
MAHINDRA & MAHINDRA LTD.-FV5	1.37%
BSE LIMITED	1.34%
BAJAJ AUTO LTD	1.26%
TRENT LTD	1.20%
HCL TECHNOLOGIES LIMITED	1.15%
ONE 97 COMMUNICATIONS LIMITED	1.04%
TECH MAHINDRA LIMITEDFV-5	1.03%
SHRIRAM FINANCE LIMITED	1.03%
BHARAT ELECTRONICS LIMITED	1.01%
HINDUSTAN UNILEVER LIMITED	1.00%
EICHER MOTORS LIMITED	1.00%
HINDALCO INDUSTRIES LTD FV RE 1	0.99%
TATA IRON & STEEL COMPANY LTD	0.98%
GRASIM INDUSTRIES LTD.	0.97%
ADANI PORTS AND SPECIAL ECONOMIC ZONE LIMITED	0.95%
VARUN BEVERAGES LIMITED	0.93%
DIVIS LABORATORIES LIMITED	0.92%
SUN PHARMACEUTICAL INDUSTRIES LTD.FV-1	0.91%
NTPC LIMITED	0.91%
TVS MOTOR COMPANY LIMITED	0.79%
NAVIN FLUORINE INTERNATIONAL LIMITED	0.79%
INDUS TOWERS LIMITED	0.77%
ONESOURCE SPECIALTY PHARMA LIMITED	0.75%
MARUTI UDYOG LTD.	0.74%
ULTRATECH CEMCO LTD	0.71%
KEI INDUSTRIES LIMITED	0.68%
TATA CONSUMER PRODUCTS LIMITED	0.63%
GRAPHITE INDIA LIMITED	0.63%
APOLLO HOSPITALS ENTERPRISE LIMITED	0.62%
SHAILY ENGINEERING PLASTICS LIMITED	0.60%
ACUTAAS CHEMICALS LIMITED	0.59%
INTERGLOBE AVIATION LIMITED	0.57%
MTAR TECHNOLOGIES LIMITED	0.57%
JSW ENERGY LIMITED	0.55%
UNION BANK OF INDIA	0.54%
AMBER ENTERPRISES INDIA LTD	0.54%
HINDUSTAN AERONAUTICS LIMITED	0.52%
MANAPPURAM FINANCE LIMITED	0.50%
BHARTI HEXACOM LIMITED	0.50%
JIO PLATFORMS LIMITED	0.50%
BHARAT HEAVY ELECTRICALS LTD.FV-2	0.49%
PREMIER ENERGIES LIMITED	0.49%
DELHIVERY LIMITED	0.49%
HYUNDAI MOTOR INDIA LIMITED	0.48%
GLAND PHARMA LIMITED	0.47%
AJANTA PHARMA LIMITED	0.46%
PAGE INDUSTRIES LIMITED	0.46%
HINDUSTAN ZINC LIMITEDFV-2	0.43%
COFORGE LIMITED	0.42%
VEDANTA ALUMINIUM METAL LIMITED	0.42%
ADITYA BIRLA CAPITAL LIMITED	0.41%
MANKIND PHARMA LIMITED	0.40%
GE VERNOVA T&D INDIA LIMITED	0.39%
MULTI COMMODITY EXCHANGE OF INDIA LIMITED	0.39%
NATIONAL ALUMINIUM COMPANY LIMITED	0.39%
SRF LIMITED	0.36%
ASIAN PAINTS LIMITEDFV-1	0.35%
PERSISTENT SYSTEMS LIMITED	0.31%
TATA CAPITAL LIMITED	0.31%
CIPLA LTD.	0.30%
AMBUJA CEMENTS LIMITED	0.28%
SAMVARDHANA MOTHERSON INTERNATIONAL LIMITED	0.25%
PIDILITE INDUSTRIES LIMITED	0.24%
NETWEB TECHNOLOGIES INDIA LIMITED	0.24%
POLYCAB INDIA LIMITED	0.20%
INDO-MIM LIMITED	0.01%
Equity Total	**92.41%**
Nippon India ETF Bank Bees	1.01%
ICICI PRUDENTIAL BANK ETF NIFTY BANK INDEX	0.99%
ADITYA BIRLA SUN LIFE NIFTY BANK ETF	0.99%
HDFC MUTUAL FUND - HDFC BANKING ETF	0.99%
KOTAK NIFTY BANK ETF	0.99%
SBI-ETF Nifty Bank	0.99%
UTI NIFTY BANK ETF	0.99%
ETFs	**6.94%**
Money Market Total	**0.00%**
Current Assets	**0.64%**
Total	**100.00%**

AUM (in ₹ crs.)

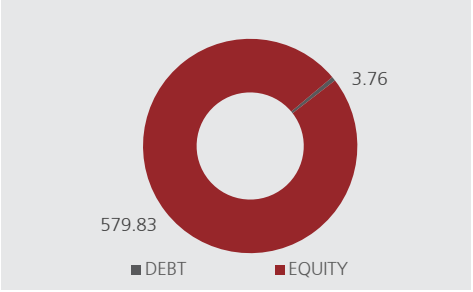

Sector Allocation as per National Industrial Classification 2008

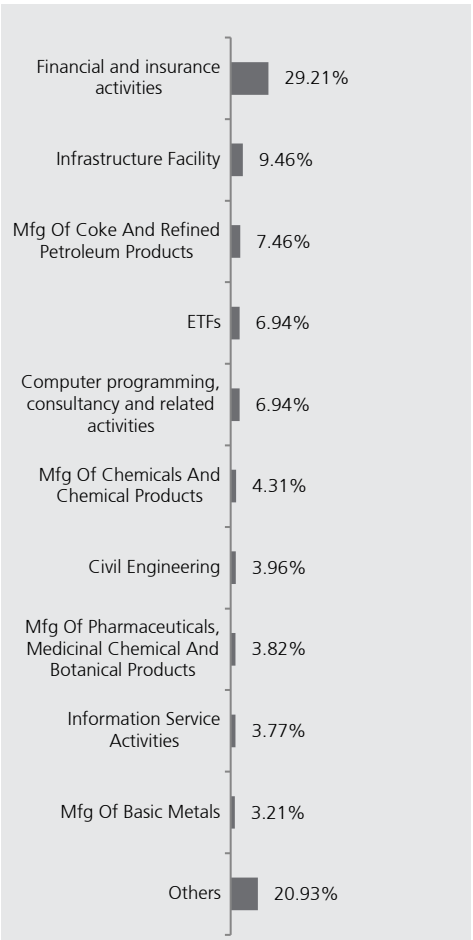

IndusInd Nippon Life

INVESTMENT INSIGHT

Life Large Cap Equity Fund (ULIF07101/12/19LLARGCAPEQ121)

Fund Report as on 30th October 2026

Investment Objective

To generate consistent long-term performance through exposure to predominantly large cap equities with particular focus on companies having demonstrable corporate governance, built-in competitive advantage in their business model and good track record in Financial Performance. Further, we recognize that there is significant probability of negative returns in the short term. The risk appetite is 'high'. In adverse situations investments in money market securities would be increased to protect policy holders long term interests and returns

Fund Details

Fund Manager: Mr. Ankit Ladhani

NAV as on 30th Oct 26: ₹ 17.7560

Inception Date: 16th January 2020

Benchmark: Nifty 50 Index

AUM as on 30th Oct 26: ₹ 894.37 Crs.

Asset Allocation

	Range (%)	Actual (%)
Equity	60-100	97
Gsec / Debt	00-10	-
MMI / Others	00-40	3

Returns

Period	Fund Returns	Index Returns
Last 1 Month	0.82%	1.91%
Last 6 Months	-3.45%	-3.94%
Last 1 Year	-8.34%	-10.38%
Last 2 Years	-3.62%	-2.41%
Last 3 Years	6.10%	6.51%
Since Inception	8.82%	9.62%

Note: Returns less than one year are absolute returns and more than one year compounded returns.

Past performance is not indicative of future performance

Portfolio

Name of Instrument	% to AUM
ICICI BANK LTD.FV-2	8.81%
RELIANCE INDUSTRIES LTD.	7.49%
BHARTI AIRTEL LIMITED	5.59%
HDFC BANK LTD.FV-2	5.17%
LARSEN&TUBRO	3.96%
STATE BANK OF INDIAFV-1	3.23%
AXIS BANK LIMITEDFV-2	2.86%
ETERNAL LIMITED	2.76%
BAJAJ FINANCE LIMITED	2.41%
KOTAK MAHINDRA BANK LIMITED_FV5	2.31%
TITAN COMPANY LIMITED	2.26%
TATA CONSULTANCY SERVICES LTD.	2.24%
INFOSYS LIMITED	1.86%
BSE LIMITED	1.55%
MAHINDRA & MAHINDRA LTD.-FV5	1.37%
HCL TECHNOLOGIES LIMITED	1.29%
BAJAJ AUTO LTD	1.27%
TRENT LTD	1.23%
HINDALCO INDUSTRIES LTD FV RE 1	1.20%
ONE 97 COMMUNICATIONS LIMITED	1.04%
TECH MAHINDRA LIMITEDFV-5	1.03%
EICHER MOTORS LIMITED	1.03%
SHRIRAM FINANCE LIMITED	1.03%
BHARAT ELECTRONICS LIMITED	1.01%
HINDUSTAN UNILEVER LIMITED	1.00%
GRASIM INDUSTRIES LTD.	0.99%
TATA IRON & STEEL COMPANY LTD	0.98%
ADANI PORTS AND SPECIAL ECONOMIC ZONE LIMITED	0.96%
VARUN BEVERAGES LIMITED	0.93%
DIVIS LABORATORIES LIMITED	0.93%
NTPC LIMITED	0.92%
SUN PHARMACEUTICAL INDUSTRIES LTD.FV-1	0.91%
NAVIN FLUORINE INTERNATIONAL LIMITED	0.82%
TVS MOTOR COMPANY LIMITED	0.80%
MARUTI UDYOG LTD.	0.74%
ULTRATECH CEMCO LTD	0.72%
TATA CONSUMER PRODUCTS LIMITED	0.63%
APOLLO HOSPITALS ENTERPRISE LIMITED	0.63%
HINDUSTAN AERONAUTICS LIMITED	0.60%
INDUS TOWERS LIMITED	0.59%
ACUTAAS CHEMICALS LIMITED	0.59%
INTERGLOBE AVIATION LIMITED	0.58%
ONESOURCE SPECIALTY PHARMA LIMITED	0.57%
MTAR TECHNOLOGIES LIMITED	0.57%
JSW ENERGY LIMITED	0.55%
UNION BANK OF INDIA	0.54%
AMBER ENTERPRISES INDIA LTD	0.54%
ASIAN PAINTS LIMITEDFV-1	0.53%
GRAPHITE INDIA LIMITED	0.52%
KEI INDUSTRIES LIMITED	0.51%
MANAPPURAM FINANCE LIMITED	0.50%
JIO PLATFORMS LIMITED	0.50%
BHARAT HEAVY ELECTRICALS LTD.FV-2	0.49%
PREMIER ENERGIES LIMITED	0.49%
DELHIVERY LIMITED	0.49%
HYUNDAI MOTOR INDIA LIMITED	0.49%
PAGE INDUSTRIES LIMITED	0.46%
POLYCAB INDIA LIMITED	0.44%
VEDANTA ALUMINIUM METAL LIMITED	0.43%
COFORGE LIMITED	0.42%
MULTI COMMODITY EXCHANGE OF INDIA LIMITED	0.39%
TATA CAPITAL LIMITED	0.31%
CIPLA LTD.	0.30%
HINDUSTAN ZINC LIMITEDFV-2	0.29%
AMBUJA CEMENTS LIMITED	0.28%
MANKIND PHARMA LIMITED	0.27%
GLAND PHARMA LIMITED	0.26%
SAMVARDHANA MOTHERSON INTERNATIONAL LIMITED	0.26%
PIDILITE INDUSTRIES LIMITED	0.24%
INDO-MIM LIMITED	0.02%
VOLTAS LTD	0.00%
Equity Total	**90.00%**
Nippon India ETF Bank Bees	1.11%
HDFC MUTUAL FUND - HDFC BANKING ETF	1.02%
KOTAK NIFTY BANK ETF	1.01%
SBI-ETF Nifty Bank	1.01%
ICICI PRUDENTIAL BANK ETF NIFTY BANK INDEX	1.01%
UTI NIFTY BANK ETF	1.01%
ADITYA BIRLA SUN LIFE NIFTY BANK ETF	1.00%
ETFs	**7.15%**
Money Market Total	**1.10%**
Current Assets	**1.75%**
Total	**100.00%**

AUM (in ₹ crs.)

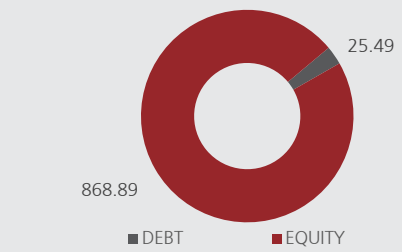

Sector Allocation as per National Industrial Classification 2008

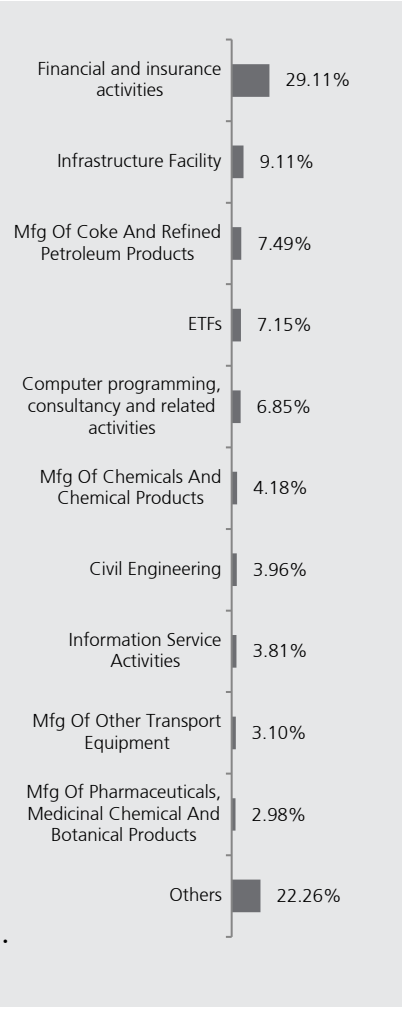

IndusInd Nippon Life

INVESTMENT INSIGHT

Life Pure Equity Fund 2 (ULIF04601/01/10LPUEQUTY02121)

Fund Report as on 30th October 2026

Investment Objective

Provide high real rate of return in the long term through high exposure to equity investments, while recognizing that there is significant probability of negative returns in the short term. The risk appetite is high.

Fund Details

Fund Manager: Mr. Ankit Ladhani

NAV as on 30th Oct 26: ₹ 51.8230

Inception Date: 11th January 2010

Benchmark: RNLIC Pure Index

AUM as on 30th Oct 26: ₹ 457.26 Crs.

Asset Allocation

	Range (%)	Actual (%)
Equity	60-100	95
MMI / Others	00-40	5

Returns

Period	Fund Returns	Index Returns
Last 1 Month	1.58%	2.65%
Last 6 Months	-6.69%	-5.25%
Last 1 Year	-7.73%	-7.72%
Last 2 Years	-1.57%	-2.28%
Last 3 Years	9.41%	8.37%
Since Inception	10.28%	9.49%

Note: Returns less than one year are absolute returns and more than one year compounded returns.

Index changed from Nifty 50 Shariah to RNLIC Pure Index with effect from 1St Feb.2020.

Past performance is not indicative of future performance

Portfolio

Name of Instrument	% to AUM
BHARTI AIRTEL LIMITED	8.66%
RELIANCE INDUSTRIES LTD.	8.50%
LARSEN&TUBRO	7.95%
INFOSYS LIMITED	5.97%
TITAN COMPANY LIMITED	4.73%
TATA CONSULTANCY SERVICES LTD.	4.08%
MAHINDRA & MAHINDRA LTD.-FV5	3.95%
HINDUSTAN UNILEVER LIMITED	3.42%
NTPC LIMITED	3.32%
SUN PHARMACEUTICAL INDUSTRIES LTD. FV-1	3.01%
ADANI PORTS AND SPECIAL ECONOMIC ZONE LIMITED	2.95%
BAJAJ AUTO LTD	2.77%
ULTRATECH CEMCO LTD	2.68%
GRASIM INDUSTRIES LTD.	2.63%
MARUTI UDYOG LTD.	2.48%
HINDUSTAN AERONAUTICS LIMITED	2.28%
TVS MOTOR COMPANY LIMITED	1.90%
JSW STEEL LIMITED	1.59%
POWER GRID CORP OF INDIA LTD	1.45%
COFORGE LIMITED	1.37%
NESTLE INDIA LIMITED	1.36%
ONGCFV-5	1.30%
TATA MOTORS PASSENGER VEHICLES LIMITED	1.23%
PG ELECTROPLAST LIMITED	1.06%
JSW ENERGY LIMITED	1.04%
ASIAN PAINTS LIMITEDFV-1	1.00%
HINDALCO INDUSTRIES LTD FV RE 1	0.99%
INDUS TOWERS LIMITED	0.99%
BHARAT HEAVY ELECTRICALS LTD.FV-2	0.97%
TRENT LTD	0.95%
VARUN BEVERAGES LIMITED	0.91%
HINDUSTAN PETROLEUM CORPORATION LIMITED	0.89%
AVENUE SUPERMARTS LIMITED	0.81%
HINDUSTAN ZINC LIMITEDFV-2	0.70%
HCL TECHNOLOGIES LIMITED	0.61%
PERSISTENT SYSTEMS LIMITED	0.61%
VISHAL MEGA MART LIMITED	0.61%
ZYDUS LIFESCIENCES LIMITED	0.54%
ASTRAL LIMITED	0.52%
VOLTAS LTD	0.49%
SIEMENS LIMITED	0.48%
BRITANNIA INDUSTRIES LTD	0.48%
PREMIER ENERGIES LIMITED	0.47%
MANKIND PHARMA LIMITED	0.27%
JIO PLATFORMS LIMITED	0.04%
Equity Total	**94.99%**
Money Market Total	**1.71%**
Current Assets	**3.30%**
Total	**100.00%**

AUM (in ₹ crs.)

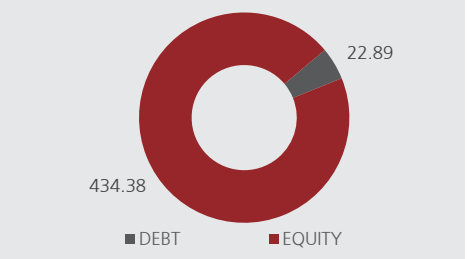

Sector Allocation as per National Industrial Classification 2008



IndusInd Nippon Life

INVESTMENT INSIGHT

Life Equity Fund 2 (ULIF02510/06/08LEQUITYF02121)

Fund Report as on 30th October 2026

Investment Objective

Provide high real rate of return in the long term through high exposure to equity investments, while recognizing that there is significant probability of negative returns in the short term. The risk appetite is 'high'.

Fund Details

Fund Manager: Mr. Ashish Aggarwal

NAV as on 30th Oct 26: ₹ 56.0733

Inception Date: 11th June 2008

Benchmark: Nifty 50 Index

AUM as on 30th Oct 26: ₹ 265.52 Crs.

Asset Allocation

	Range (%)	Actual (%)
Equity	00-100	99
Gsec / Debt	00-100	-
MMI / Others	00-100	1

Returns

Period	Fund Returns	Index Returns
Last 1 Month	1.25%	1.91%
Last 6 Months	-3.14%	-3.94%
Last 1 Year	-8.10%	-10.38%
Last 2 Years	-3.51%	-2.41%
Last 3 Years	6.14%	6.51%
Since Inception	9.82%	9.26%

Note: Returns less than one year are absolute returns and more than one year compounded returns.

Past performance is not indicative of future performance

Portfolio

Name of Instrument	% to AUM
ICICI BANK LTD.FV-2	8.33%
RELIANCE INDUSTRIES LTD.	7.02%
HDFC BANK LTD.FV-2	6.34%
BHARTI AIRTEL LIMITED	5.16%
LARSEN&TUBRO	4.25%
STATE BANK OF INDIAFV-1	3.20%
AXIS BANK LIMITEDFV-2	2.77%
ETERNAL LIMITED	2.68%
KOTAK MAHINDRA BANK LIMITED_FV5	2.36%
BAJAJ FINANCE LIMITED	2.17%
TATA CONSULTANCY SERVICES LTD.	2.06%
NETWEB TECHNOLOGIES INDIA LIMITED	1.89%
TITAN COMPANY LIMITED	1.80%
INFOSYS LIMITED	1.79%
MAHINDRA & MAHINDRA LTD.-FV5	1.47%
ADANI PORTS AND SPECIAL ECONOMIC ZONE LIMITED	1.25%
BHARAT ELECTRONICS LIMITED	1.25%
TECH MAHINDRA LIMITEDFV-5	1.23%
HCL TECHNOLOGIES LIMITED	1.21%
ULTRATECH CEMCO LTD	1.21%
MARUTI UDYOG LTD.	1.13%
HINDUSTAN UNILEVER LIMITED	1.06%
TATA IRON & STEEL COMPANY LTD	1.05%
SUN PHARMACEUTICAL INDUSTRIES LTD.FV-1	1.03%
SHRIRAM FINANCE LIMITED	0.99%
TRENT LTD	0.98%
ONE 97 COMMUNICATIONS LIMITED	0.92%
VARUN BEVERAGES LIMITED	0.89%
DIVIS LABORATORIES LIMITED	0.88%
BAJAJ AUTO LTD	0.84%
BSE LIMITED	0.82%
TATA CONSUMER PRODUCTS LIMITED	0.80%
EICHER MOTORS LIMITED	0.75%
BHARTI HEXACOM LIMITED	0.75%
GRASIM INDUSTRIES LTD.	0.75%
HINDALCO INDUSTRIES LTD FV RE 1	0.74%
NTPC LIMITED	0.74%
INTERGLOBE AVIATION LIMITED	0.72%
NAVIN FLUORINE INTERNATIONAL LIMITED	0.72%
APOLLO HOSPITALS ENTERPRISE LIMITED	0.65%
KEI INDUSTRIES LIMITED	0.64%
ONESOURCE SPECIALTY PHARMA LIMITED	0.63%
AMBER ENTERPRISES INDIA LTD	0.63%
JSW ENERGY LIMITED	0.61%
TVS MOTOR COMPANY LIMITED	0.61%
AJANTA PHARMA LIMITED	0.60%
GE VERNOVA T&D INDIA LIMITED	0.60%
MTAR TECHNOLOGIES LIMITED	0.57%
GRAPHITE INDIA LIMITED	0.53%
UNION BANK OF INDIA	0.53%
DELHIVERY LIMITED	0.53%
PAGE INDUSTRIES LIMITED	0.52%
CIPLA LTD.	0.52%
MPHASIS LIMITED	0.51%
COAL INDIA LIMITED	0.51%
ASIAN PAINTS LIMITEDFV-1	0.49%
BHARAT HEAVY ELECTRICALS LTD.FV-2	0.46%
HYUNDAI MOTOR INDIA LIMITED	0.46%
COFORGE LIMITED	0.45%
ACUTAAS CHEMICALS LIMITED	0.45%
GLAND PHARMA LIMITED	0.42%
ADITYA BIRLA CAPITAL LIMITED	0.42%
PREMIER ENERGIES LIMITED	0.42%
SAMVARDHANA MOTHERSON INTERNATIONAL LIMITED	0.41%
MANAPPURAM FINANCE LIMITED	0.41%
VEDANTA ALUMINIUM METAL LIMITED	0.41%
TATA CAPITAL LIMITED	0.40%
SHAILY ENGINEERING PLASTICS LIMITED	0.37%
INDUS TOWERS LIMITED	0.37%
PERSISTENT SYSTEMS LIMITED	0.31%
ATHER ENERGY LIMITED	0.26%
MANKIND PHARMA LIMITED	0.25%
JIO PLATFORMS LIMITED	0.02%
Equity Total	**91.99%**
Nippon India ETF Bank Bees	1.02%
ADITYA BIRLA SUN LIFE NIFTY BANK ETF	1.00%
UTI NIFTY BANK ETF	0.99%
KOTAK NIFTY BANK ETF	0.99%
ICICI PRUDENTIAL BANK ETF NIFTY BANK INDEX	0.99%
HDFC MUTUAL FUND - HDFC BANKING ETF	0.99%
SBI-ETF Nifty Bank	0.99%
ETFs	**6.98%**
Money Market Total	**0.67%**
Current Assets	**0.36%**
Total	**100.00%**

AUM (in ₹ crs.)

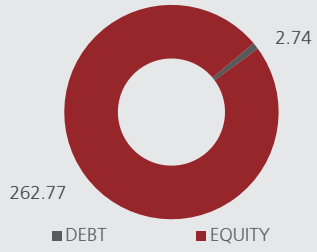

Sector Allocation as per National Industrial Classification 2008

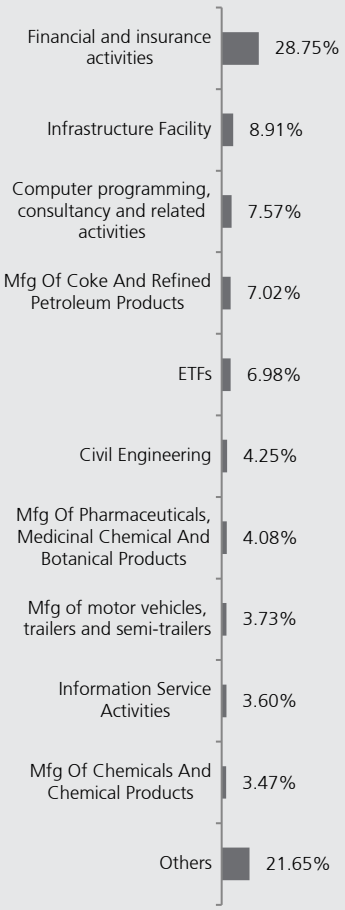

IndusInd Nippon Life

INVESTMENT INSIGHT

Life Balanced Fund 1 (ULIF00128/07/04LBALANCE01121)

Fund Report as on 30th October 2026

Investment Objective

The investment objective of the fund is to provide investment returns that exceed the rate of inflation in the long term while maintaining a low probability of negative returns in the short term. The risk appetite is defined as 'low to moderate'.

Fund Details

Fund Manager: Mr. Ankit Ladhani (Equity) Ms. Preety Kumari (Debt)
NAV as on 30th Oct 26: ₹ 49.6486
Inception Date: 09th August 2004
Benchmark: CRISIL Composite Bond Index: 80%; Sensex 50: 20%
AUM as on 30th Oct 26: ₹ 77.79 Crs.
Modified Duration of Debt Portfolio: 3.84 years
YTM of Debt Portfolio: 8.33%

Asset Allocation

	Range (%)	Actual (%)
Equity	00-40	21
Gsec / Debt	60-100	77
MMI / Others	00-25	2

Returns

Period	Fund Returns	Index Returns
Last 1 Month	-0.38%	-0.19%
Last 6 Months	-0.30%	0.51%
Last 1 Year	-1.47%	-0.07%
Last 2 Years	2.28%	3.44%
Last 3 Years	5.83%	6.58%
Since Inception	7.47%	7.68%

Note: Returns less than one year are absolute returns and more than one year compounded returns.

Past performance is not indicative of future performance

Portfolio

Name of Instrument	% to AUM
7.69% LICHFL NCD 06-02-2034	7.09%
7.41% NABARD 18.07.2029 SR 20E	6.28%
7.51% SIDBI NCD 12-06-2028 - SR V	5.97%
7.68% NIIF INFRA FINANCE NCD 27.02.2031 SR PP7	5.90%
7.89% BAJAJ HOUSING FIN LTD. NCD 14.07.2034 SR 32 TR I	5.66%
7.3763% BAJAJFINANCE NCD 26-06-2028_Op-III	3.78%
8.12% ADITYA BIRLA CAPITAL NCD 06-03-2028	3.19%
7.77% BAJAJFINANCE NCD 17-04-2029 SR290-TR-11	3.15%
7.59% PFC NCD 17-01-2028 SR221B	1.27%
Bonds/Debentures Total	**42.31%**
GSEC STRIP 15.04.2035	17.65%
7.24% GOI 18.08.2055	4.70%
GSEC STRIP 25.11.2032	4.68%
GSEC STRIP 25.05.2034	4.19%
GSEC STRIP 22.10.2034	2.82%
GSEC STRIP 15.10.2035	0.68%
6.68% GOI CG 27-01-2033	0.54%
Gilts Total	**34.72%**
ICICI BANK LTD.FV-2	2.10%
RELIANCE INDUSTRIES LTD.	2.05%
HDFC BANK LTD.FV-2	1.98%
BHARTI AIRTEL LIMITED	1.25%
LARSEN&TUBRO	1.18%
INFOSYS LIMITED	0.89%
STATE BANK OF INDIAFV-1	0.85%
AXIS BANK LIMITEDFV-2	0.73%
MAHINDRA & MAHINDRA LTD.-FV5	0.63%
ITC - FV 1	0.55%
TATA CONSULTANCY SERVICES LTD.	0.49%
ETERNAL LIMITED	0.48%
TITAN COMPANY LIMITED	0.48%
KOTAK MAHINDRA BANK LIMITED_FV5	0.45%
BAJAJ FINANCE LIMITED	0.41%
MARUTI UDYOG LTD.	0.35%
HINDUSTAN UNILEVER LIMITED	0.34%
NTPC LIMITED	0.31%
ULTRATECH CEMCO LTD	0.31%
HCL TECHNOLOGIES LIMITED	0.29%
SHRIRAM FINANCE LIMITED	0.29%
ADANI PORTS AND SPECIAL ECONOMIC ZONE LIMITED	0.29%
SUN PHARMACEUTICAL INDUSTRIES LTD.FV-1	0.28%
TATA IRON & STEEL COMPANY LTD	0.28%
TECH MAHINDRA LIMITEDFV-5	0.25%
EICHER MOTORS LIMITED	0.25%
POWER GRID CORP OF INDIA LTD	0.23%
GRASIM INDUSTRIES LTD.	0.22%
TRENT LTD	0.22%
NESTLE INDIA LIMITED	0.22%
COAL INDIA LIMITED	0.21%
BAJAJ FINSERV LIMITED	0.20%
HINDUSTAN AERONAUTICS LIMITED	0.19%
DR. REDDY LABORATORIES	0.19%
APOLLO HOSPITALS ENTERPRISE LIMITED	0.18%
INDUS TOWERS LIMITED	0.16%
CIPLA LTD.	0.16%
HERO MOTOCORP LIMITED	0.15%
TATA CONSUMER PRODUCTS LIMITED	0.15%
JIO FINANCIAL SERVICES LIMITED	0.14%
BHARAT PETROLEUM CORP. LTD.	0.13%
BAJAJ AUTO LTD	0.12%
Equity Total	**20.66%**
Money Market Total	**0.32%**
Current Assets	**1.99%**
Total	**100.00%**

AUM (in ₹ crs.)

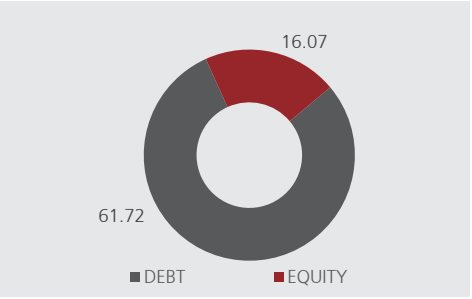

Rating Profile

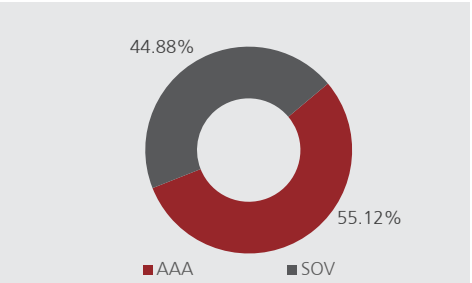

Sector Allocation as per National Industrial Classification 2008

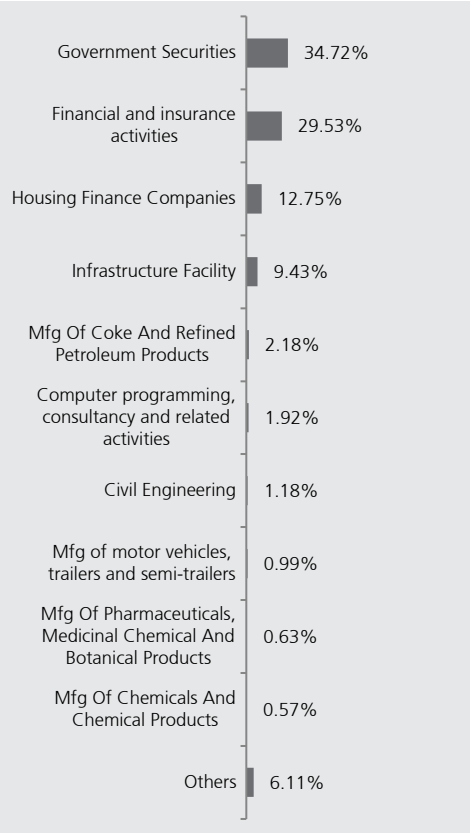

IndusInd Nippon Life

INVESTMENT INSIGHT

Life Corporate Bond Fund 1 (ULIF02310/06/08LCORBOND01121)

Fund Report as on 30th October 2026

Investment Objective

Provide returns that exceed the inflation rate, while taking some credit risk (through investments in corporate debt instruments) and maintaining a moderate probability of negative return in the short term. The risk appetite is 'low to moderate'.

Fund Details

Fund Manager: Ms. Preety Kumari
NAV as on 30th Oct 26: ₹ 34.0210
Inception Date: 11th June 2008
Benchmark: CRISIL Composite Bond Index: 100%
AUM as on 30th Oct 26: ₹ 175.48 Crs.
Modified Duration of Debt Portfolio: 4.01 years
YTM of Debt Portfolio: 8.32%

Asset Allocation

	Range (%)	Actual (%)
Gsec / Debt	75-100	98
MMI / Others	00-25	2

Returns

Period	Fund Returns	Index Returns
Last 1 Month	-0.99%	-0.71%
Last 6 Months	0.86%	1.49%
Last 1 Year	1.19%	2.37%
Last 2 Years	3.91%	4.81%
Last 3 Years	5.86%	6.41%
Since Inception	6.88%	7.45%

Note: Returns less than one year are absolute returns and more than one year compounded returns.

Past performance is not indicative of future performance

Portfolio

Name of Instrument	% to AUM
7.68% NIIF INFRA FINANCE NCD 27.02.2031 SR PP7	8.41%
7.41% NABARD 18.07.2029 SR 20E	7.41%
8.025% LICHFL NCD 23.03.2033 TR-432	7.03%
7.34% SIDBI NCD 26-02-2029 - SR III	6.70%
7.77% BAJAJFINANCE NCD 17-04-2029 SR290-TR-11	5.86%
7.28% REC NCD 31-08-2029 SR-257	5.27%
8.12% ADITYA BIRLA CAPITAL NCD 06-03-2028	4.53%
7.89% BAJAJ HOUSING FIN LTD. NCD 14.07.2034 SR 32 TR I	3.96%
7.3763% BAJAJFINANCE NCD 26-06-2028_Op-III	3.63%
7.69% LICHFL NCD 06-02-2034	2.21%
Bonds/Debentures Total	**55.00%**
7.24% GOI 18.08.2055	7.99%
GSEC STRIP 22.02.2035	6.28%
GSEC STRIP 15.04.2035	6.13%
GSEC STRIP 18.08.2035	5.93%
GSEC STRIP 06.11.2034	4.96%
GSEC STRIP 15.10.2033	3.55%
GSEC STRIP 25.05.2033	2.00%
GSEC STRIP 25.11.2034	1.79%
7.35% MAHARASHTRA SDL 08.04.2031	1.42%
7.18% TAMILNADU SDL 27.08.2036	1.16%
GSEC STRIP 22.10.2036	0.93%
GSEC STRIP 22.10.2034	0.62%
Gilts Total	**42.76%**
Money Market Total	**0.19%**
Current Assets	**2.06%**
Total	**100.00%**

AUM (in ₹ crs.)

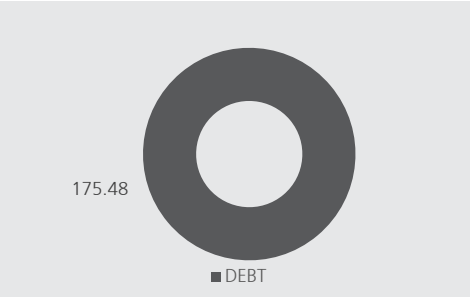

Rating Profile

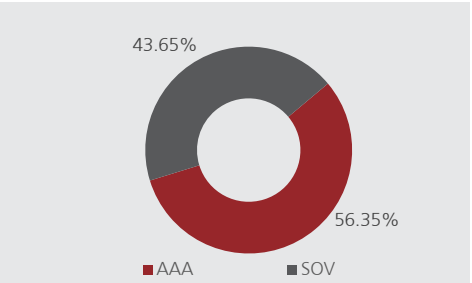

Sector Allocation as per National Industrial Classification 2008

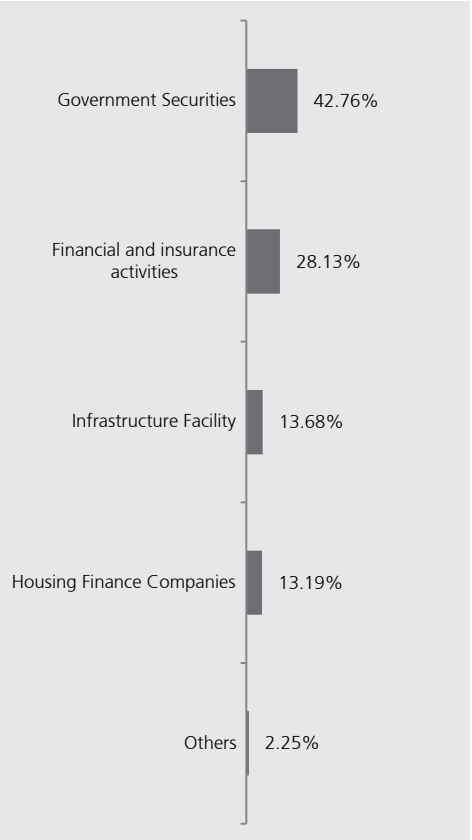

IndusInd Nippon Life

INVESTMENT INSIGHT

Life Pure Debt Fund 1 (ULIF00909/04/07LPURDEBT01121)

Fund Report as on 30th October 2026

Investment Objective

The investment objective of the fund is to provide steady investment returns achieved through 100% investment in debt securities, while maintaining moderate probability of negative returns in the short term. The risk appetite is defined as 'moderate'.

Fund Details

Fund Manager: Ms. Preety Kumari
NAV as on 30th Oct 26: ₹ 36.2396
Inception Date: 9th April 2007
Benchmark: CRISIL Composite Bond Index: 100%
AUM as on 30th Oct 26: ₹ 20.49 Crs.
Modified Duration of Debt Portfolio: 4.88 years
YTM of Debt Portfolio: 8.13%

Asset Allocation

	Range (%)	Actual (%)
GSEC	00-100	44
DEBT	00-60	47
MMI / Others	00-100	9

Returns

Period	Fund Returns	Index Returns
Last 1 Month	-0.79%	-0.71%
Last 6 Months	1.07%	1.49%
Last 1 Year	1.43%	2.37%
Last 2 Years	3.49%	4.81%
Last 3 Years	5.58%	6.41%
Since Inception	6.80%	7.32%

Note: Returns less than one year are absolute returns and more than one year compounded returns.

Past performance is not indicative of future performance

Portfolio

Name of Instrument	% to AUM
7.51% SIDBI NCD 12-06-2028 - SR V	7.24%
8.025% LICHFL NCD 23.03.2033 TR-432	7.22%
7.68% NIIF INFRA FINANCE NCD 27.02.2031 SR PP7	7.15%
7.41% NABARD 18.07.2029 SR 20E	6.68%
7.59% PFC NCD 17-01-2028 SR221B	4.84%
7.89% BAJAJ HOUSING FIN LTD. NCD 14.07.2034 SR 32 TR I	2.86%
8.12% ADITYA BIRLA CAPITAL NCD 06-03-2028	2.42%
7.3763% BAJAJFINANCE NCD 26-06-2028_Op-III	2.39%
7.77% BAJAJFINANCE NCD 17-04-2029 SR290-TR-11	2.39%
7.28% REC NCD 31-08-2029 SR-257	2.37%
7.69% LICHFL NCD 06-02-2034	1.65%
Bonds/Debentures Total	**47.22%**
GSEC STRIP 22.08.2032	20.05%
7.24% GOI 18.08.2055	17.46%
8.61% TAMILNADU SDL 03.09.2027	3.85%
6.94% GOI CG 11-05-2036	2.64%
6.36 % GOI CG 16-02-2031	0.00%
Gilts Total	**44.00%**
Money Market Total	**6.15%**
Current Assets	**2.63%**
Total	**100.00%**

AUM (in ₹ crs.)



Rating Profile

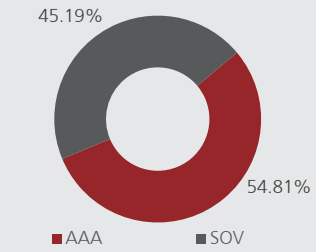

Sector Allocation as per National Industrial Classification 2008

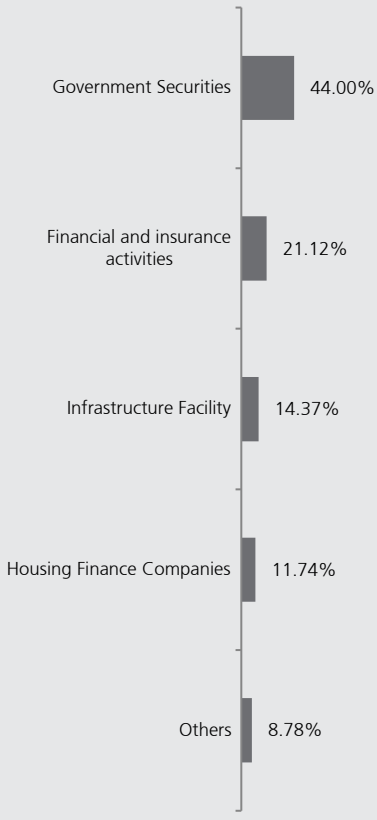

IndusInd Nippon Life

INVESTMENT INSIGHT

Pension Smart Fund 1 (ULIF06810/09/12PSMARTFU01121)

Fund Report as on 30th October 2026

Investment Objective

To dynamically mange the allocation between equity & debt instruments so as to provide benefits at least equal to the guaranteed benefit. The Risk appetite for the fund is low.

Fund Details

Fund Manager: Mr. Ankit Ladhani (Equity) & Ms. Preety Kumari (Debt)
NAV as on 30th Oct 26: ₹ 22.6381
Inception Date: 26th February 2013
Benchmark: N.A
AUM as on 30th Oct 26: ₹ 48.09 Crs.
Modified Duration of Debt Portfolio: 4.33 years
YTM of Debt Portfolio: 7.25%

Asset Allocation

	Range (%)	Actual (%)
Equity	0-20	17
Gsec / Debt	50-100	56
MMI / Others	0-30	27

Returns

Period	Fund Returns	Index Returns
Last 1 Month	-0.42%	-
Last 6 Months	1.37%	-
Last 1 Year	1.65%	-
Last 2 Years	3.01%	-
Last 3 Years	5.03%	-
Since Inception	6.15%	-

Note: Returns less than one year are absolute returns and more than one year compounded returns.

Past performance is not indicative of future performance

Portfolio

Name of Instrument	% to AUM
GSEC STRIP 15.10.2035	25.99%
6.01% GOI 21-07-2030	10.01%
GSEC STRIP 15.04.2035	7.72%
GSEC STRIP 25.11.2035	6.07%
GSEC STRIP 15.10.2033	3.25%
6.94% GOI CG 11-05-2036	2.62%
7.24% GOI 18.08.2055	0.73%
Gilts Total	**56.39%**
ICICI BANK LTD.FV-2	1.69%
HDFC BANK LTD.FV-2	1.50%
RELIANCE INDUSTRIES LTD.	1.31%
BHARTI AIRTEL LIMITED	1.01%
LARSEN&TUBRO	0.76%
STATE BANK OF INDIAFV-1	0.68%
AXIS BANK LIMITEDFV-2	0.59%
KOTAK MAHINDRA BANK LIMITED_FV5	0.58%
BAJAJ FINANCE LIMITED	0.44%
ITC - FV 1	0.43%
MAHINDRA & MAHINDRA LTD.-FV5	0.43%
TATA CONSULTANCY SERVICES LTD.	0.43%
ETERNAL LIMITED	0.40%
SUN PHARMACEUTICAL INDUSTRIES LTD.FV-1	0.32%
TITAN COMPANY LIMITED	0.31%
NTPC LIMITED	0.26%
HCL TECHNOLOGIES LIMITED	0.25%
ADANI PORTS AND SPECIAL ECONOMIC ZONE LIMITED	0.25%
MARUTI UDYOG LTD.	0.25%
BSE LIMITED	0.24%
TATA IRON & STEEL COMPANY LTD	0.24%
BHARAT ELECTRONICS LIMITED	0.22%
HINDALCO INDUSTRIES LTD FV RE 1	0.22%
ULTRATECH CEMCO LTD	0.22%
JSW STEEL LIMITED	0.21%
POWER GRID CORP OF INDIA LTD	0.20%
TECH MAHINDRA LIMITEDFV-5	0.20%
BAJAJ AUTO LTD	0.19%
GRASIM INDUSTRIES LTD.	0.19%
INTERGLOBE AVIATION LIMITED	0.19%
ASIAN PAINTS LIMITEDFV-1	0.17%
TRENT LTD	0.17%
EICHER MOTORS LIMITED	0.17%
BAJAJ FINSERV LIMITED	0.17%
COAL INDIA LIMITED	0.16%
ADANI ENTERPRISES LIMITED	0.15%
ONGCFV-5	0.15%
NESTLE INDIA LIMITED	0.14%
APOLLO HOSPITALS ENTERPRISE LIMITED	0.14%
DR. REDDY LABORATORIES	0.14%
CIPLA LTD.	0.13%
SBI LIFE INSURANCE COMPANY LIMITED	0.13%
JIO FINANCIAL SERVICES LIMITED	0.12%
TATA CONSUMER PRODUCTS LIMITED	0.11%
MAX HEALTHCARE INSTITUTE LIMITED	0.11%
HDFC STANDARD LIFE INSURANCE COMPANY LIMITED	0.10%
TATA MOTORS PASSENGER VEHICLES LIMITED	0.10%
Equity Total	**16.54%**
Money Market Total	**26.78%**
Current Assets	**0.28%**
Total	**100.00%**

AUM (in ₹ crs.)



Rating Profile

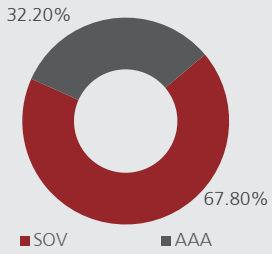

Sector Allocation as per National Industrial Classification 2008

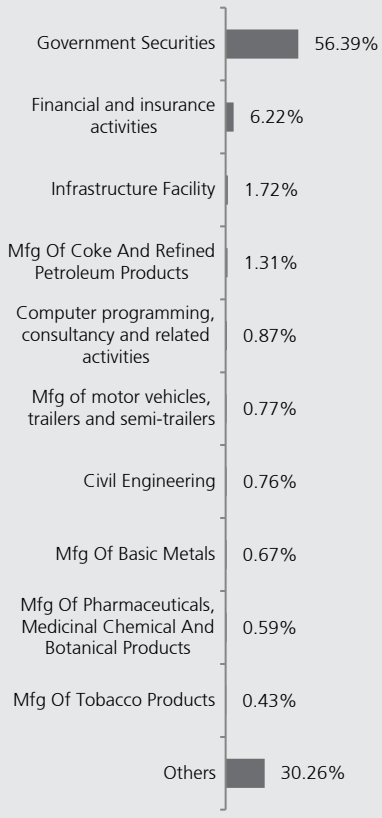

IndusInd Nippon Life

INVESTMENT INSIGHT

Life Midcap Fund 1 (ULIF02810/06/08LMIDCAPF01121)

Fund Report as on 30th October 2026

Investment Objective

Provide high rate of return in the long term through high exposure to equity investments in Midcap companies. While recognizing that there is significant probability of negative returns in the short term. The risk appetite is high.

Fund Details

Fund Manager: Mr. Ankit Ladhani

NAV as on 30th Oct 26: ₹ 85.5163

Inception Date: 11th June 2008

Benchmark: Nifty Midcap 50

AUM as on 30th Oct 26: ₹ 22.58 Crs.

Asset Allocation

	Range (%)	Actual (%)
Equity	00-100	95
Debt/MMI/ Others	00-100	5

Returns

Period	Fund Returns	Index Returns
Last 1 Month	-1.56%	-3.03%
Last 6 Months	-0.76%	-2.19%
Last 1 Year	2.15%	-2.90%
Last 2 Years	2.68%	3.09%
Last 3 Years	14.07%	14.26%
Since Inception	12.37%	11.26%

Note: Returns less than one year are absolute returns and more than one year compounded returns.

Past performance is not indicative of future performance

Portfolio

Name of Instrument	% to AUM
LAURUS LABS LIMITED	4.22%
MULTI COMMODITY EXCHANGE OF INDIA LIMITED	3.82%
ONE 97 COMMUNICATIONS LIMITED	3.46%
PERSISTENT SYSTEMS LIMITED	3.37%
BHARAT HEAVY ELECTRICALS LTD.FV-2	3.22%
INDUS TOWERS LIMITED	3.20%
AU SMALL FINANCE BANK LIMITED	2.76%
THE FEDERAL BANK LIMITED	2.72%
FSN ECOMMERCE VENTURES LIMITED	2.54%
COFORGE LIMITED	2.53%
LUPIN LIMITEDFV-2	2.38%
BSE LIMITED	2.23%
MANAPPURAM FINANCE LIMITED	1.88%
APL APOLLO TUBES LIMITED	1.75%
THE PHOENIX MILLS LIMITED	1.75%
BHARAT FORGE	1.70%
PB FINTECH LIMITED	1.66%
AJANTA PHARMA LIMITED	1.61%
HINDUSTAN PETROLEUM CORPORATION LIMITED	1.60%
GE VERNOVA T&D INDIA LIMITED	1.58%
MARICO LIMITED	1.54%
ONESOURCE SPECIALTY PHARMA LIMITED	1.54%
SRF LIMITED	1.50%
HERO MOTOCORP LIMITED	1.49%
POLYCAB INDIA LIMITED	1.31%
IDFC BANK LIMITED	1.22%
PRESTIGE ESTATES PROJECTS LIMITED	1.21%
KEI INDUSTRIES LIMITED	1.16%
GODREJ PROPERTIES LIMITED	1.16%
KARUR VYSYA BANK LIMITED	1.15%
MAX FINANCIAL SERVICES LIMITED	1.14%
TVS MOTOR COMPANY LIMITED	1.12%
HDFC ASSET MANAGEMENT COMPANY LIMITED	1.07%
MANKIND PHARMA LIMITED	1.07%
ACUTAAS CHEMICALS LIMITED	0.98%
ADITYA BIRLA CAPITAL LIMITED	0.94%
DIXON TECHNOLOGIES (INDIA) LIMITED	0.94%
HAVELLS INDIA LIMITED	0.93%
CUMMINS INDIA LIMITED	0.93%
DLF LIMITED	0.93%
GRAPHITE INDIA LIMITED	0.93%
VARUN BEVERAGES LIMITED	0.91%
MAHANAGAR GAS LIMITED	0.91%
BHARAT DYNAMICS LIMITED	0.87%
BAJAJ AUTO LTD	0.85%
INDIAN OIL CORPORATION LIMITED	0.82%
AUROBINDO PHARMA LIMITED	0.81%
JSW ENERGY LIMITED	0.76%
CESC LTD	0.75%
SWIGGY LIMITED	0.74%
OBEROI REALTY LIMITED	0.72%
UPL LIMITED	0.68%
VEDANTA ALUMINIUM METAL LIMITED	0.66%
AMBER ENTERPRISES INDIA LTD	0.66%
DIVIS LABORATORIES LIMITED	0.63%
BHARTI HEXACOM LIMITED	0.61%
UNION BANK OF INDIA	0.57%
HINDUSTAN ZINC LIMITEDFV-2	0.56%
CITY UNION BANK LIMITED	0.54%
PAGE INDUSTRIES LIMITED	0.52%
CARBORUNDUM UNIVERSAL LIMITED	0.50%
PG ELECTROPLAST LIMITED	0.49%
HYUNDAI MOTOR INDIA LIMITED	0.49%
Fortis Healthcare Limited	0.47%
CROMPTON GREAVES CONSUMER ELECTRICALS LIMITED	0.47%
SHRIRAM FINANCE LIMITED	0.46%
MTAR TECHNOLOGIES LIMITED	0.45%
PUNJAB NATIONAL BANK	0.45%
DATA PATTERNS (INDIA) LIMITED	0.45%
ORACLE FINANCIAL SERVICES SOFTWARE LTD	0.45%
Vedanta Limited	0.44%
ICICI LOMBARD GENERAL INSURANCE COMPANY LIMITED	0.44%
MPHASIS LIMITED	0.42%
ABB INDIA LIMITED	0.38%
GODREJ CONSUMER PRODUCTS LIMITED	0.35%
DELHIVERY LIMITED	0.29%
OIL INDIA LIMITED	0.27%
Equity Total	**95.09%**
Money Market Total	**4.90%**
Current Assets	**0.01%**
Total	**100.00%**

AUM (in ₹ crs.)

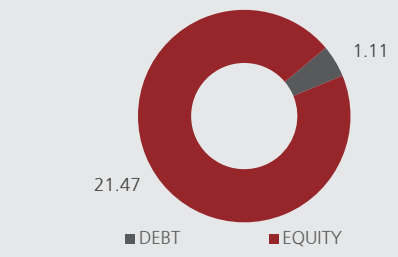

Sector Allocation as per National Industrial Classification 2008

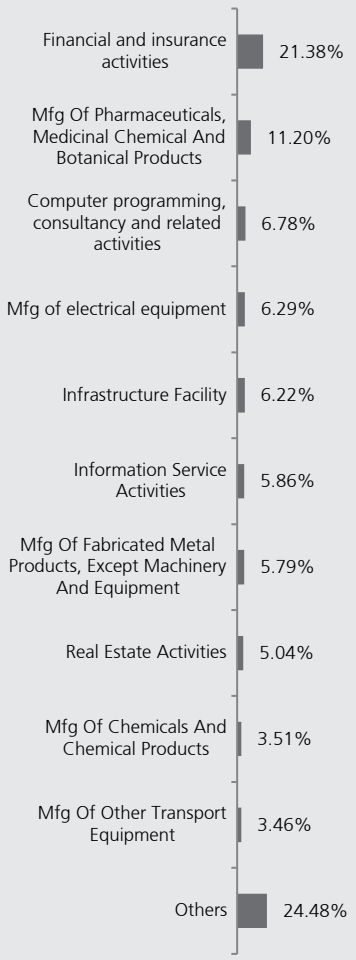

IndusInd Nippon Life

INVESTMENT INSIGHT

Life Midcap Fund 2 (ULIF04501/01/10LMIDCAPF02121)

Fund Report as on 30th October 2026

Investment Objective

Provide high rate of return in the long term through high exposure to equity investments in Midcap companies. While recognizing that there is significant probability of negative returns in the short term. The risk appetite is high.

Fund Details

Fund Manager: Mr. Ankit Ladhani

NAV as on 30th Oct 26: ₹ 81.7337

Inception Date: 11th January 2010

Benchmark: Nifty Midcap 50

AUM as on 30th Oct 26: ₹ 353.08 Crs.

Asset Allocation

	Range (%)	Actual (%)
Equity	00-100	99
MMI / Others	00-100	1

Returns

Period	Fund Returns	Index Returns
Last 1 Month	-1.47%	-3.03%
Last 6 Months	0.28%	-2.19%
Last 1 Year	2.83%	-2.90%
Last 2 Years	2.45%	3.09%
Last 3 Years	15.15%	14.26%
Since Inception	13.31%	11.23%

Note: Returns less than one year are absolute returns and more than one year compounded returns.

Past performance is not indicative of future performance

Portfolio

Name of Instrument	% to AUM
LAURUS LABS LIMITED	4.69%
ONE 97 COMMUNICATIONS LIMITED	3.99%
MULTI COMMODITY EXCHANGE OF INDIA LIMITED	3.84%
INDUS TOWERS LIMITED	3.18%
PERSISTENT SYSTEMS LIMITED	3.09%
THE FEDERAL BANK LIMITED	2.95%
BHARAT HEAVY ELECTRICALS LTD.FV-2	2.77%
FSN ECOMMERCE VENTURES LIMITED	2.54%
AU SMALL FINANCE BANK LIMITED	2.39%
GE VERNOVA T&D INDIA LIMITED	2.26%
BSE LIMITED	2.23%
COFORGE LIMITED	2.09%
BHARAT FORGE	1.86%
AJANTA PHARMA LIMITED	1.74%
APL APOLLO TUBES LIMITED	1.71%
PB FINTECH LIMITED	1.68%
MANAPPURAM FINANCE LIMITED	1.65%
THE PHOENIX MILLS LIMITED	1.63%
GRAPHITE INDIA LIMITED	1.61%
HERO MOTOCORP LIMITED	1.52%
MARICO LIMITED	1.52%
HINDUSTAN PETROLEUM CORPORATION LIMITED	1.47%
ONESOURCE SPECIALTY PHARMA LIMITED	1.46%
LUPIN LIMITEDFV-2	1.44%
JSW ENERGY LIMITED	1.42%
MANKIND PHARMA LIMITED	1.36%
VARUN BEVERAGES LIMITED	1.32%
SRF LIMITED	1.30%
HINDUSTAN ZINC LIMITEDFV-2	1.24%
KEI INDUSTRIES LIMITED	1.21%
BHARAT DYNAMICS LIMITED	1.20%
POLYCAB INDIA LIMITED	1.11%
PUNJAB NATIONAL BANK	1.06%
SHAILY ENGINEERING PLASTICS LIMITED	1.05%
ACUTAAS CHEMICALS LIMITED	1.03%
BHARTI HEXACOM LIMITED	0.99%
PREMIER ENERGIES LIMITED	0.97%
AMBER ENTERPRISES INDIA LTD	0.97%
DLF LIMITED	0.96%
HAVELLS INDIA LIMITED	0.95%
KARUR VYSYA BANK LIMITED	0.93%
DATA PATTERNS (INDIA) LIMITED	0.89%
MTAR TECHNOLOGIES LIMITED	0.87%
PRESTIGE ESTATES PROJECTS LIMITED	0.86%
ADITYA BIRLA CAPITAL LIMITED	0.86%
SWIGGY LIMITED	0.85%
BAJAJ AUTO LTD	0.82%
PG ELECTROPLAST LIMITED	0.81%
UNION BANK OF INDIA	0.81%
AUROBINDO PHARMA LIMITED	0.80%
GODREJ PROPERTIES LIMITED	0.79%
TVS MOTOR COMPANY LIMITED	0.74%
OBEROI REALTY LIMITED	0.73%
HYUNDAI MOTOR INDIA LIMITED	0.72%
MAHANAGAR GAS LIMITED	0.72%
DELHIVERY LIMITED	0.71%
CARBORUNDUM UNIVERSAL LIMITED	0.71%
INDO-MIM LIMITED	0.70%
DIXON TECHNOLOGIES (INDIA) LIMITED	0.70%
PAGE INDUSTRIES LIMITED	0.69%
CESC LTD	0.69%
CITY UNION BANK LIMITED	0.66%
HDFC ASSET MANAGEMENT COMPANY LIMITED	0.61%
DIVIS LABORATORIES LIMITED	0.60%
IDFC BANK LIMITED	0.59%
UPL LIMITED	0.58%
UJJIVAN SMALL FINANCE BANK LIMITED	0.56%
VEDANTA ALUMINIUM METAL LIMITED	0.56%
CHOLAMANDALAM INVESTMENT AND FIN CO LTD	0.54%
ICICI LOMBARD GENERAL INSURANCE COMPANY LIMITED	0.52%
TATA CAPITAL LIMITED	0.51%
Fortis Healthcare Limited	0.50%
CROMPTON GREAVES CONSUMER ELECTRICALS LIMITED	0.49%
NETWEB TECHNOLOGIES INDIA LIMITED	0.47%
MPHASIS LIMITED	0.41%
ABB INDIA LIMITED	0.39%
ORACLE FINANCIAL SERVICES SOFTWARE LTD	0.39%
TATA POWER CO. LTD.FV-1	0.24%
MRF LIMITED	0.19%
SHRIRAM FINANCE LIMITED	0.18%
MAX FINANCIAL SERVICES LIMITED	0.16%
NATCO PHARMA LIMITED	0.05%
JIO PLATFORMS LIMITED	0.04%
Equity Total	**99.10%**
Current Assets	**0.90%**
Total	**100.00%**

AUM (in ₹ crs.)

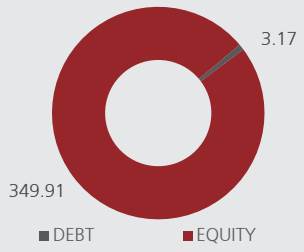

Sector Allocation as per National Industrial Classification 2008

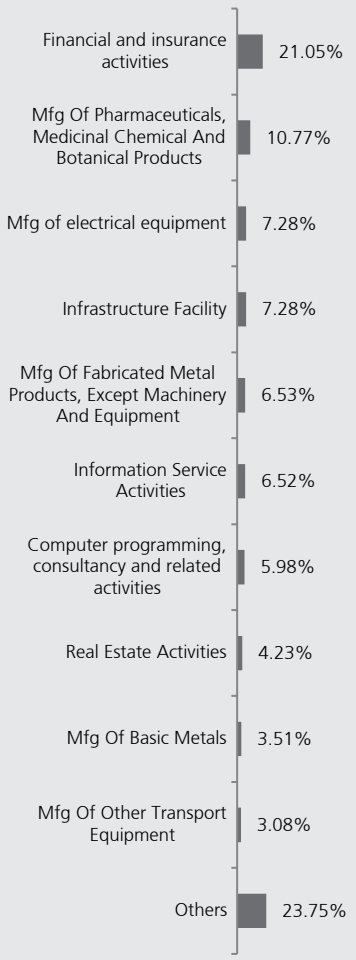

IndusInd Nippon Life

INVESTMENT INSIGHT

Life Gilt Fund 1 (ULIF02610/06/08LGILTFUN01121)

Fund Report as on 30th October 2026

Investment Objective

Provide returns that exceed the inflation rate, without taking any credit risk (sovereign risk only) and maintaining a low probability of negative return in the short term. The risk appetite is 'low to moderate'.

Fund Details

Fund Manager: Ms. Preety Kumari
NAV as on 30th Oct 26: ₹ 31.4617
Inception Date: 11th June 2008
Benchmark: CRISIL Dynamic Gilt Index
AUM as on 30th Oct 26: ₹ 19.30 Crs.
Modified Duration of Debt Portfolio: 11.09 years
YTM of Debt Portfolio: 7.85%

Asset Allocation

	Range (%)	Actual (%)
Gsec	00-100	98
MMI / Others	00-100	2

Returns

Period	Fund Returns	Index Returns
Last 1 Month	-1.25%	-1.11%
Last 6 Months	0.15%	0.51%
Last 1 Year	0.64%	0.95%
Last 2 Years	3.27%	3.97%
Last 3 Years	5.65%	6.30%
Since Inception	6.43%	7.66%

Note: Returns less than one year are absolute returns and more than one year compounded returns.

Past performance is not indicative of future performance

Portfolio

Name of Instrument	% to AUM
GSEC STRIP 22.08.2032	47.45%
7.24% GOI 18.08.2055	33.53%
GSEC STRIP 18.08.2035	14.05%
GSEC STRIP 15.10.2035	2.17%
8.68% UTTARPRADESH SDL 2027 0410 SPL	0.73%
GSEC STRIP 22.04.2035	0.28%
6.36 % GOI CG 16-02-2031	0.00%
Gilts Total	**98.22%**
Money Market Total	**1.25%**
Current Assets	**0.52%**
Total	**100.00%**

AUM (in ₹ crs.)

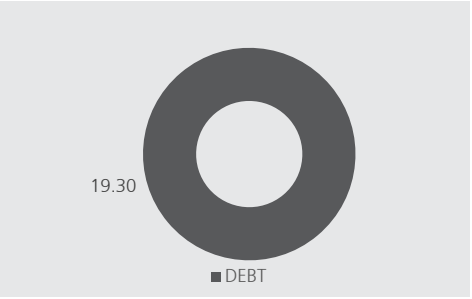

Rating Profile

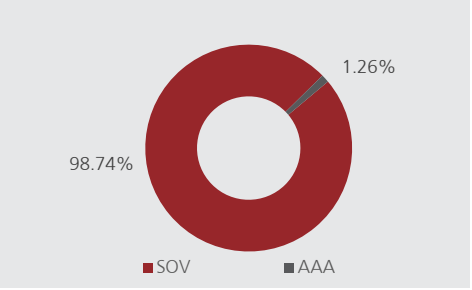

Sector Allocation as per National Industrial Classification 2008

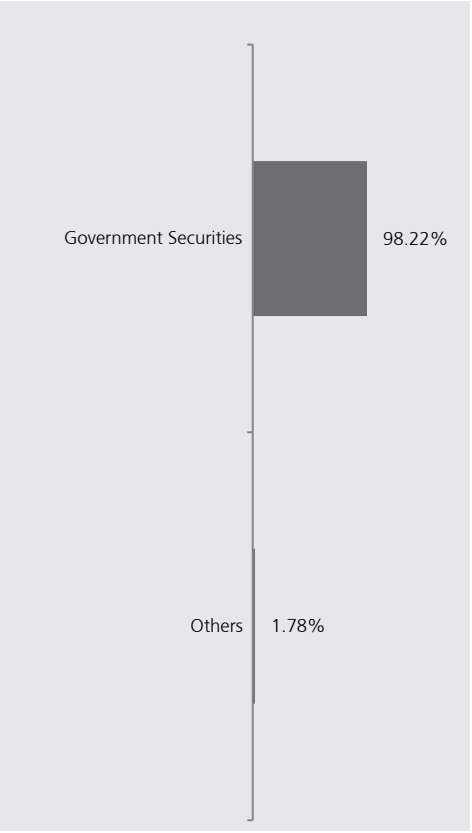

IndusInd Nippon Life

INVESTMENT INSIGHT

Life Money Market Fund 1 (ULIF02910/06/08LMONMRKT01121)

Fund Report as on 30th October 2026

Investment Objective

Maintain the capital value of all contributions (net of charges) and all interest additions, at all times. The risk appetite is 'low'.

Fund Details

Fund Manager: Ms. Preety Kumari
NAV as on 30th Oct 26: ₹ 28.1188
Inception Date: 11th June 2008
Benchmark: CRISIL 91 day T Bill Index
AUM as on 30th Oct 26: ₹ 90.24 Crs.
Modified Duration of Debt Portfolio: 0.13 years
YTM of Debt Portfolio: 6.16%

Asset Allocation

	Range (%)	Actual (%)
Gsec/ MM/ Others	00-100	100

Returns

Period	Fund Returns	Index Returns
Last 1 Month	0.40%	0.37%
Last 6 Months	2.55%	2.49%
Last 1 Year	5.07%	5.20%
Last 2 Years	5.21%	5.79%
Last 3 Years	5.42%	6.27%
Since Inception	5.78%	6.66%

Note: Returns less than one year are absolute returns and more than one year compounded returns.

Past performance is not indicative of future performance

Portfolio

Name of Instrument	% to AUM
Money Market Total	100.19%
Current Assets	-0.19%
Total	100.00%

AUM (in ₹ crs.)

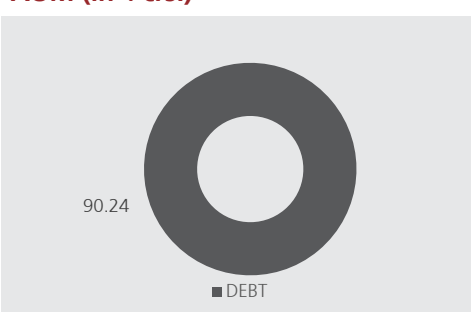

Rating Profile

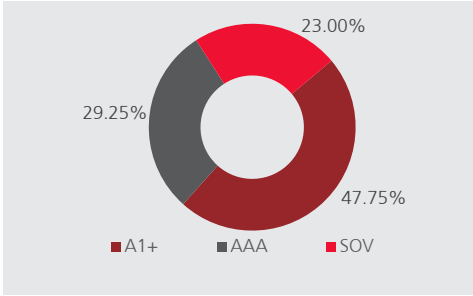

Sector Allocation as per National Industrial Classification 2008

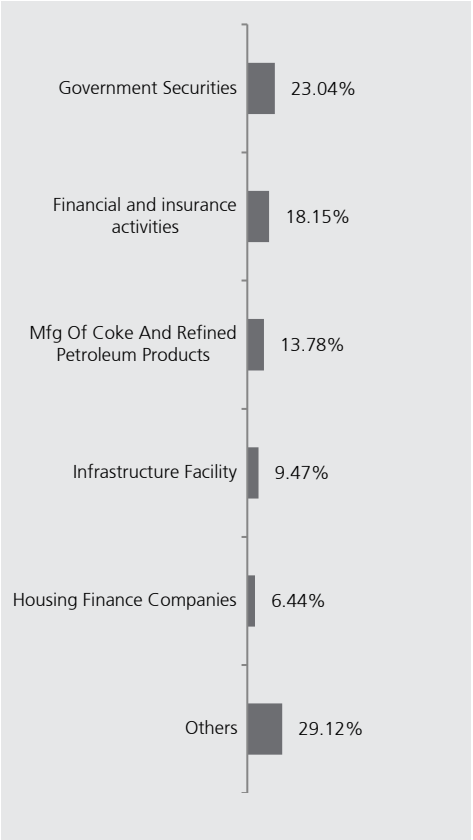

IndusInd Nippon Life

INVESTMENT INSIGHT

Life Equity Fund 1 (ULIF00328/07/04LEQUITYF01121)

Fund Report as on 30th October 2026

Investment Objective

Provide high real rate of return in the long term through high exposure to equity investments, while recognizing that there is significant probability of negative returns in the short term. The risk appetite is 'high'.

Fund Details

Fund Manager: Mr. Premal Kamdar

NAV as on 30th Oct 26: ₹ 122.2523

Inception Date: 9th August 2004

Benchmark: Nifty 50 Index

AUM as on 30th Oct 26: ₹ 53.51 Crs.

Asset Allocation

	Range (%)	Actual (%)
Equity	00-100	99
Gsec / Debt	00-100	-
MMI / Others	00-100	1

Returns

Period	Fund Returns	Index Returns
Last 1 Month	1.45%	1.91%
Last 6 Months	-3.04%	-3.94%
Last 1 Year	-8.81%	-10.38%
Last 2 Years	-3.80%	-2.41%
Last 3 Years	5.48%	6.51%
Since Inception	11.92%	12.61%

Note: Returns less than one year are absolute returns and more than one year compounded returns.

Past performance is not indicative of future performance

Portfolio

Name of Instrument	% to AUM
ICICI BANK LTD.FV-2	8.80%
RELIANCE INDUSTRIES LTD.	7.51%
HDFC BANK LTD.FV-2	7.24%
BHARTI AIRTEL LIMITED	6.30%
LARSEN&TUBRO	4.41%
STATE BANK OF INDIAFV-1	4.24%
ETERNAL LIMITED	3.17%
AXIS BANK LIMITEDFV-2	2.48%
TITAN COMPANY LIMITED	2.18%
BAJAJ FINANCE LIMITED	2.08%
INFOSYS LIMITED	1.72%
TATA CONSULTANCY SERVICES LTD.	1.68%
KOTAK MAHINDRA BANK LIMITED_FV5	1.58%
TRENT LTD	1.54%
ADANI PORTS AND SPECIAL ECONOMIC ZONE LIMITED	1.46%
MAHINDRA & MAHINDRA LTD.-FV5	1.44%
EICHER MOTORS LIMITED	1.25%
BHARAT ELECTRONICS LIMITED	1.24%
SUN PHARMACEUTICAL INDUSTRIES LTD.FV-1	1.22%
HCL TECHNOLOGIES LIMITED	1.19%
TATA IRON & STEEL COMPANY LTD	1.16%
SHRIRAM FINANCE LIMITED	1.13%
TECH MAHINDRA LIMITEDFV-5	1.11%
NTPC LIMITED	1.11%
TATA CONSUMER PRODUCTS LIMITED	1.06%
HINDALCO INDUSTRIES LTD FV RE 1	1.02%
MARUTI UDYOG LTD.	1.01%
VARUN BEVERAGES LIMITED	0.89%
INTERGLOBE AVIATION LIMITED	0.85%
ULTRATECH CEMCO LTD	0.85%
DIVIS LABORATORIES LIMITED	0.84%
BAJAJ AUTO LTD	0.82%
GRASIM INDUSTRIES LTD.	0.82%
HINDUSTAN UNILEVER LIMITED	0.81%
NAVIN FLUORINE INTERNATIONAL LIMITED	0.79%
BSE LIMITED	0.75%
ACUTAAS CHEMICALS LIMITED	0.66%
APOLLO HOSPITALS ENTERPRISE LIMITED	0.65%
ITC - FV 1	0.64%
JSW STEEL LIMITED	0.64%
HINDUSTAN ZINC LIMITEDFV-2	0.63%
ONE 97 COMMUNICATIONS LIMITED	0.59%
ONESOURCE SPECIALTY PHARMA LIMITED	0.56%
SHAILY ENGINEERING PLASTICS LIMITED	0.54%
MTAR TECHNOLOGIES LIMITED	0.52%
DELHIVERY LIMITED	0.51%
BRITANNIA INDUSTRIES LTD	0.51%
HYUNDAI MOTOR INDIA LIMITED	0.50%
PAGE INDUSTRIES LIMITED	0.50%
MPHASIS LIMITED	0.48%
COAL INDIA LIMITED	0.48%
COFORGE LIMITED	0.48%
BHARAT HEAVY ELECTRICALS LTD.FV-2	0.45%
VEDANTA ALUMINIUM METAL LIMITED	0.43%
TVS MOTOR COMPANY LIMITED	0.42%
TORRENT PHARMACEUTICALS LIMITED	0.40%
ASIAN PAINTS LIMITEDFV-1	0.40%
PIDILITE INDUSTRIES LIMITED	0.39%
GRAPHITE INDIA LIMITED	0.39%
SAMVARDHANA MOTHERSON INTERNATIONAL LIMITED	0.37%
AMBER ENTERPRISES INDIA LTD	0.33%
CIPLA LTD.	0.31%
BHARAT DYNAMICS LIMITED	0.31%
BAJAJ FINSERV LIMITED	0.20%
KEI INDUSTRIES LIMITED	0.17%
Equity Total	**91.22%**
Nippon India ETF Bank Bees	1.20%
ADITYA BIRLA SUN LIFE NIFTY BANK ETF	1.13%
UTI NIFTY BANK ETF	1.09%
KOTAK NIFTY BANK ETF	1.09%
ICICI PRUDENTIAL BANK ETF NIFTY BANK INDEX	1.09%
SBI-ETF Nifty Bank	1.09%
HDFC MUTUAL FUND - HDFC BANKING ETF	1.09%
ETFs	**7.79%**
Money Market Total	**0.96%**
Current Assets	**0.02%**
Total	**100.00%**

AUM (in ₹ crs.)

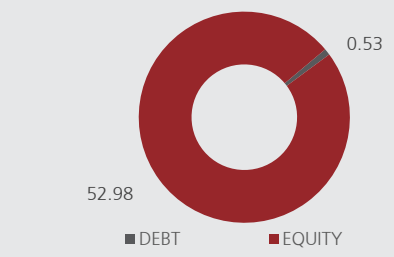

Sector Allocation as per National Industrial Classification 2008

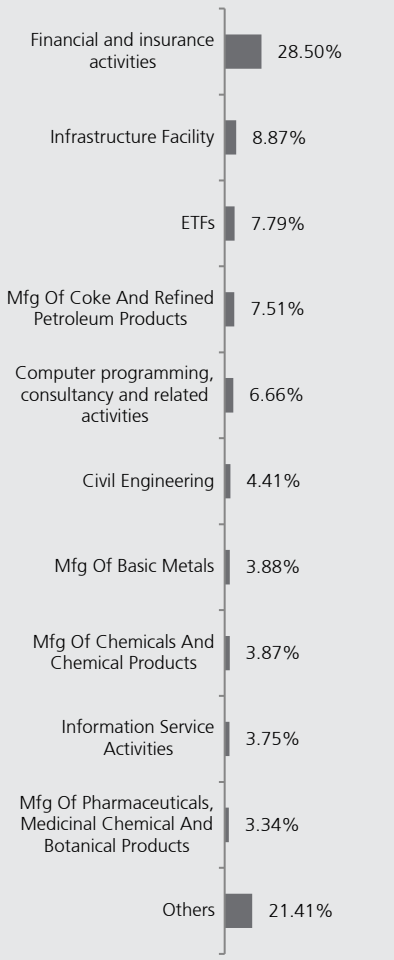

IndusInd Nippon Life

INVESTMENT INSIGHT

Pension Equity Fund 1 (ULIF00601/11/06PEQUITYF01121)

Fund Report as on 30th October 2026

Investment Objective

Provide high real rate of return in the long term through high exposure to equity investments, while recognizing that there is significant probability of negative returns in the short term. The risk appetite is 'high'.

Fund Details

Fund Manager: Mr. Ashish Aggarwal

NAV as on 30th Oct 26: ₹ 61.1697

Inception Date: 12th March 2007

Benchmark: Nifty 50 Index

AUM as on 30th Oct 26: ₹ 24.96 Crs.

Asset Allocation

	Range (%)	Actual (%)
Equity	00-100	97
Gsec / Debt	00-100	-
MMI / Others	00-100	3

Returns

Period	Fund Returns	Index Returns
Last 1 Month	1.10%	1.91%
Last 6 Months	-3.45%	-3.94%
Last 1 Year	-9.17%	-10.38%
Last 2 Years	-3.92%	-2.41%
Last 3 Years	5.75%	6.51%
Since Inception	9.66%	9.71%

Note: Returns less than one year are absolute returns and more than one year compounded returns.

Past performance is not indicative of future performance

Portfolio

Name of Instrument	% to AUM
RELIANCE INDUSTRIES LTD.	7.99%
HDFC BANK LTD.FV-2	6.67%
ICICI BANK LTD.FV-2	5.94%
BHARTI AIRTEL LIMITED	5.52%
LARSEN&TUBRO	4.13%
AXIS BANK LIMITEDFV-2	3.48%
INFOSYS LIMITED	3.41%
STATE BANK OF INDIAFV-1	3.29%
BAJAJ FINANCE LIMITED	2.59%
KOTAK MAHINDRA BANK LIMITED_FV5	2.44%
ETERNAL LIMITED	2.43%
SUN PHARMACEUTICAL INDUSTRIES LTD.FV-1	2.29%
MAHINDRA & MAHINDRA LTD.-FV5	1.93%
MARUTI UDYOG LTD.	1.91%
TITAN COMPANY LIMITED	1.91%
TATA CONSULTANCY SERVICES LTD.	1.66%
HINDUSTAN UNILEVER LIMITED	1.64%
NTPC LIMITED	1.57%
ADANI PORTS AND SPECIAL ECONOMIC ZONE LIMITED	1.42%
TECH MAHINDRA LIMITEDFV-5	1.36%
ULTRATECH CEMCO LTD	1.32%
BHARAT ELECTRONICS LIMITED	1.32%
HINDALCO INDUSTRIES LTD FV RE 1	1.31%
HCL TECHNOLOGIES LIMITED	1.30%
GRASIM INDUSTRIES LTD.	1.21%
TATA CONSUMER PRODUCTS LIMITED	1.16%
SHRIRAM FINANCE LIMITED	1.13%
TATA IRON & STEEL COMPANY LTD	1.09%
ASIAN PAINTS LIMITEDFV-1	1.04%
BAJAJ AUTO LTD	1.03%
EICHER MOTORS LIMITED	0.95%
BHARAT HEAVY ELECTRICALS LTD.FV-2	0.90%
INTERGLOBE AVIATION LIMITED	0.88%
COAL INDIA LIMITED	0.86%
NESTLE INDIA LIMITED	0.85%
APOLLO HOSPITALS ENTERPRISE LIMITED	0.84%
BAJAJ FINSERV LIMITED	0.80%
JSW STEEL LIMITED	0.78%
ONE 97 COMMUNICATIONS LIMITED	0.78%
ITC - FV 1	0.74%
CIPLA LTD.	0.74%
MAX HEALTHCARE INSTITUTE LIMITED	0.60%
TATA MOTORS PASSENGER VEHICLES LIMITED	0.59%
INDUS TOWERS LIMITED	0.58%
TRENT LTD	0.56%
POWER GRID CORP OF INDIA LTD	0.54%
VEDANTA ALUMINIUM METAL LIMITED	0.50%
BSE LIMITED	0.49%
GE VERNOVA T&D INDIA LIMITED	0.42%
SBI LIFE INSURANCE COMPANY LIMITED	0.40%
Equity Total	**89.27%**
HDFC MUTUAL FUND - HDFC BANKING ETF	1.17%
Nippon India ETF Bank Bees	1.17%
SBI-ETF Nifty Bank	1.11%
ADITYA BIRLA SUN LIFE NIFTY BANK ETF	1.10%
ICICI PRUDENTIAL BANK ETF NIFTY BANK INDEX	1.10%
KOTAK NIFTY BANK ETF	1.10%
UTI NIFTY BANK ETF	1.10%
ETFs	**7.85%**
Money Market Total	**2.85%**
Current Assets	**0.03%**
Total	**100.00%**

AUM (in ₹ crs.)

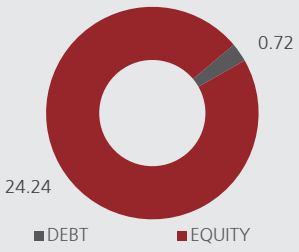

Sector Allocation as per National Industrial Classification 2008

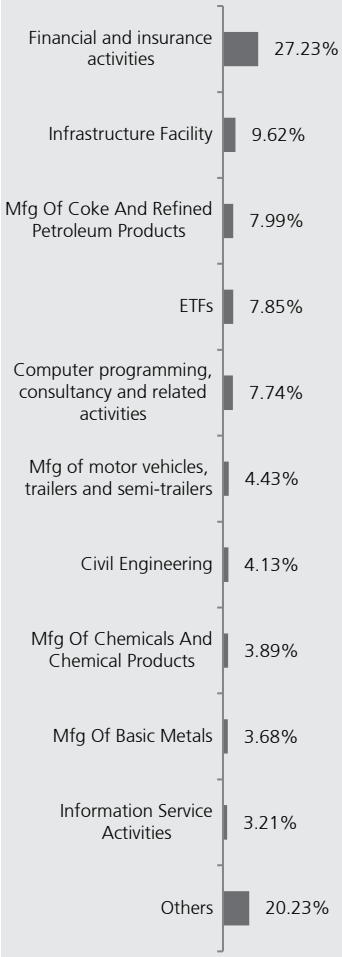

IndusInd Nippon Life

INVESTMENT INSIGHT

Pension Equity Fund 2 (ULIF03204/12/08PEQUITYF02121)

Fund Report as on 30th October 2026

Investment Objective

Provide high real rate of return in the long term through high exposure to equity investments, while recognizing that there is significant probability of negative returns in the short term. The risk appetite is 'high'.

Fund Details

Fund Manager: Mr. Ashish Aggarwal

NAV as on 30th Oct 26: ₹ 54.5039

Inception Date: 28th May, 2007

Benchmark: Nifty 50 Index

AUM as on 30th Oct 26: ₹ 37.64 Crs.

Asset Allocation

	Range (%)	Actual (%)
Equity	00-100	98
Gsec / Debt	00-100	-
MMI / Others	00-100	2

Returns

Period	Fund Returns	Index Returns
Last 1 Month	1.11%	1.91%
Last 6 Months	-3.43%	-3.94%
Last 1 Year	-9.08%	-10.38%
Last 2 Years	-3.73%	-2.41%
Last 3 Years	6.06%	6.51%
Since Inception	9.12%	9.08%

Note: Returns less than one year are absolute returns and more than one year compounded returns.

Past performance is not indicative of future performance

Portfolio

Name of Instrument	% to AUM
RELIANCE INDUSTRIES LTD.	7.97%
HDFC BANK LTD.FV-2	6.64%
ICICI BANK LTD.FV-2	5.89%
BHARTI AIRTEL LIMITED	5.46%
LARSEN&TUBRO	4.63%
STATE BANK OF INDIAFV-1	3.56%
AXIS BANK LIMITEDFV-2	3.44%
INFOSYS LIMITED	3.37%
BAJAJ FINANCE LIMITED	2.56%
ETERNAL LIMITED	2.42%
KOTAK MAHINDRA BANK LIMITED_FV5	2.37%
SUN PHARMACEUTICAL INDUSTRIES LTD.FV-1	2.27%
MAHINDRA & MAHINDRA LTD.-FV5	2.04%
TITAN COMPANY LIMITED	1.93%
MARUTI UDYOG LTD.	1.91%
TATA CONSULTANCY SERVICES LTD.	1.66%
HINDUSTAN UNILEVER LIMITED	1.62%
NTPC LIMITED	1.56%
ADANI PORTS AND SPECIAL ECONOMIC ZONE LIMITED	1.41%
TECH MAHINDRA LIMITEDFV-5	1.35%
ULTRATECH CEMCO LTD	1.31%
BHARAT ELECTRONICS LIMITED	1.30%
HINDALCO INDUSTRIES LTD FV RE 1	1.30%
HCL TECHNOLOGIES LIMITED	1.29%
GRASIM INDUSTRIES LTD.	1.20%
TATA CONSUMER PRODUCTS LIMITED	1.17%
TATA IRON & STEEL COMPANY LTD	1.12%
SHRIRAM FINANCE LIMITED	1.12%
ASIAN PAINTS LIMITEDFV-1	1.03%
BAJAJ AUTO LTD	1.02%
EICHER MOTORS LIMITED	0.94%
BHARAT HEAVY ELECTRICALS LTD.FV-2	0.90%
INTERGLOBE AVIATION LIMITED	0.87%
COAL INDIA LIMITED	0.86%
NESTLE INDIA LIMITED	0.85%
ITC - FV 1	0.83%
APOLLO HOSPITALS ENTERPRISE LIMITED	0.83%
ONE 97 COMMUNICATIONS LIMITED	0.78%
BAJAJ FINSERV LIMITED	0.75%
CIPLA LTD.	0.73%
JSW STEEL LIMITED	0.71%
MAX HEALTHCARE INSTITUTE LIMITED	0.60%
TATA MOTORS PASSENGER VEHICLES LIMITED	0.58%
INDUS TOWERS LIMITED	0.57%
TRENT LTD	0.56%
POWER GRID CORP OF INDIA LTD	0.53%
VEDANTA ALUMINIUM METAL LIMITED	0.51%
BSE LIMITED	0.48%
SBI LIFE INSURANCE COMPANY LIMITED	0.44%
GE VERNOVA T&D INDIA LIMITED	0.41%
Equity Total	**89.63%**
HDFC MUTUAL FUND - HDFC BANKING ETF	1.19%
Nippon India ETF Bank Bees	1.18%
ICICI PRUDENTIAL BANK ETF NIFTY BANK INDEX	1.13%
SBI-ETF Nifty Bank	1.13%
KOTAK NIFTY BANK ETF	1.12%
ADITYA BIRLA SUN LIFE NIFTY BANK ETF	1.12%
UTI NIFTY BANK ETF	1.12%
ETFs	**7.99%**
Money Market Total	**2.35%**
Current Assets	**0.03%**
Total	**100.00%**

AUM (in ₹ crs.)

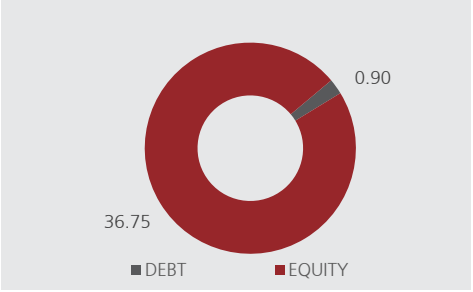

Sector Allocation as per National Industrial Classification 2008

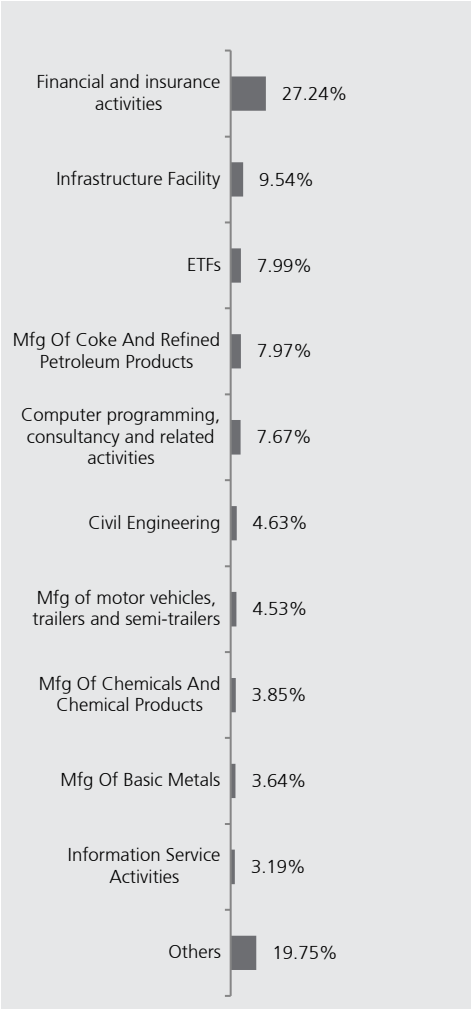

IndusInd Nippon Life

INVESTMENT INSIGHT

Pension Equity Fund 3 (ULIF04901/01/10PEQUITYF03121)

Fund Report as on 30th October 2026

Investment Objective

Provide high real rate of return in the long term through high exposure to equity investments, while recognizing that there is significant probability of negative returns in the short term. The risk appetite is 'high'.

Fund Details

Fund Manager: Mr. Ankit Ladhani

NAV as on 30th Oct 26: ₹ 46.3002

Inception Date: 11th January 2010

Benchmark: Nifty 50 Index

AUM as on 30th Oct 26: ₹ 10.33 Crs.

Asset Allocation

	Range (%)	Actual (%)
Equity	00-100	96
Gsec / Debt	00-100	-
MMI / Others	00-100	4

Returns

Period	Fund Returns	Index Returns
Last 1 Month	1.47%	1.91%
Last 6 Months	-2.28%	-3.94%
Last 1 Year	-8.53%	-10.38%
Last 2 Years	-3.52%	-2.41%
Last 3 Years	6.19%	6.51%
Since Inception	9.54%	9.20%

Note: Returns less than one year are absolute returns and more than one year compounded returns.

Past performance is not indicative of future performance

Portfolio

Name of Instrument	% to AUM
RELIANCE INDUSTRIES LTD.	8.00%
ICICI BANK LTD.FV-2	7.78%
BHARTI AIRTEL LIMITED	5.95%
HDFC BANK LTD.FV-2	5.34%
LARSEN&TUBRO	4.81%
STATE BANK OF INDIAFV-1	3.64%
ETERNAL LIMITED	3.12%
TITAN COMPANY LIMITED	2.87%
INFOSYS LIMITED	2.74%
BAJAJ FINANCE LIMITED	2.58%
TATA CONSUMER PRODUCTS LIMITED	2.11%
KOTAK MAHINDRA BANK LIMITED_FV5	1.93%
MAHINDRA & MAHINDRA LTD.-FV5	1.87%
AXIS BANK LIMITEDFV-2	1.68%
SHRIRAM FINANCE LIMITED	1.68%
TATA IRON & STEEL COMPANY LTD	1.44%
BHARAT ELECTRONICS LIMITED	1.40%
HCL TECHNOLOGIES LIMITED	1.39%
EICHER MOTORS LIMITED	1.36%
DIVIS LABORATORIES LIMITED	1.31%
TATA CONSULTANCY SERVICES LTD.	1.23%
ULTRATECH CEMCO LTD	1.17%
TECH MAHINDRA LIMITEDFV-5	1.14%
GRASIM INDUSTRIES LTD.	1.13%
MARUTI UDYOG LTD.	1.13%
VARUN BEVERAGES LIMITED	1.10%
SUN PHARMACEUTICAL INDUSTRIES LTD.FV-1	1.06%
NTPC LIMITED	1.05%
HINDUSTAN UNILEVER LIMITED	1.04%
TRENT LTD	1.01%
ADANI PORTS AND SPECIAL ECONOMIC ZONE LIMITED	1.00%
BAJAJ AUTO LTD	0.96%
HINDALCO INDUSTRIES LTD FV RE 1	0.87%
WIPRO	0.85%
MULTI COMMODITY EXCHANGE OF INDIA LIMITED	0.82%
JSW STEEL LIMITED	0.80%
MAX HEALTHCARE INSTITUTE LIMITED	0.76%
POWER GRID CORP OF INDIA LTD	0.69%
TATA MOTORS LIMITED	0.68%
APOLLO HOSPITALS ENTERPRISE LIMITED	0.68%
HDFC ASSET MANAGEMENT COMPANY LIMITED	0.66%
ITC - FV 1	0.66%
INTERGLOBE AVIATION LIMITED	0.63%
ASIAN PAINTS LIMITEDFV-1	0.56%
Vedanta Limited	0.55%
VEDANTA ALUMINIUM METAL LIMITED	0.51%
SBI LIFE INSURANCE COMPANY LIMITED	0.49%
BAJAJ FINSERV LIMITED	0.24%
NESTLE INDIA LIMITED	0.15%
Equity Total	**86.64%**
KOTAK NIFTY BANK ETF	1.32%
HDFC MUTUAL FUND - HDFC BANKING ETF	1.32%
ICICI PRUDENTIAL BANK ETF NIFTY BANK INDEX	1.32%
Nippon India ETF Bank Bees	1.32%
SBI-ETF Nifty Bank	1.32%
ADITYA BIRLA SUN LIFE NIFTY BANK ETF	1.32%
UTI NIFTY BANK ETF	1.32%
ETFs	**9.23%**
Money Market Total	**4.10%**
Current Assets	**0.03%**
Total	**100.00%**

AUM (in ₹ crs.)

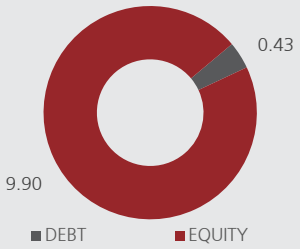

Sector Allocation as per National Industrial Classification 2008

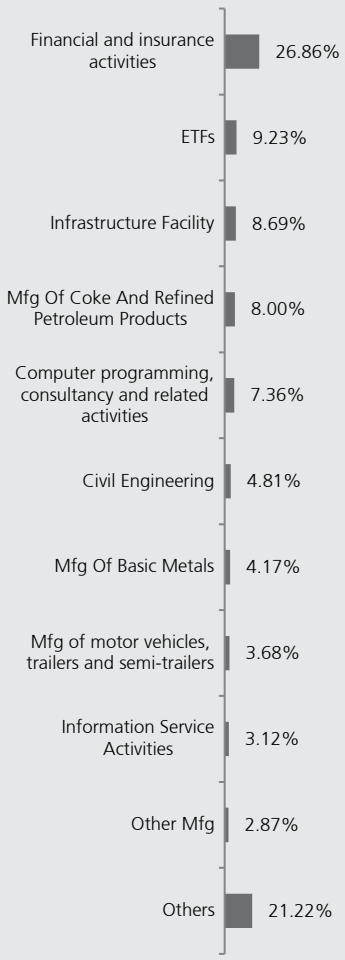

IndusInd Nippon Life

INVESTMENT INSIGHT

Health Equity Fund 1 (ULIF01201/02/08HEQUITYF01121)

Fund Report as on 30th October 2026

Investment Objective

Provide high real rate of return in the long term through high exposure to equity investments, while recognizing that there is significant probability of negative returns in the short term. The risk appetite is 'high'.

Fund Details

Fund Manager: Mr. Ashish Aggarwal

NAV as on 30th Oct 26: ₹ 45.2826

Inception Date: 27th February 2008

Benchmark: Nifty 50 Index

AUM as on 30th Oct 26: ₹ 5.74 Crs.

Asset Allocation

	Range (%)	Actual (%)
Equity	00-100	97
Gsec / Debt	00-100	-
MMI / Others	00-100	3

Returns

Period	Fund Returns	Index Returns
Last 1 Month	1.02%	1.91%
Last 6 Months	-3.67%	-3.94%
Last 1 Year	-9.31%	-10.38%
Last 2 Years	-3.92%	-2.41%
Last 3 Years	5.97%	6.51%
Since Inception	8.42%	8.22%

Note: Returns less than one year are absolute returns and more than one year compounded returns.

Past performance is not indicative of future performance

Portfolio

Name of Instrument	% to AUM
RELIANCE INDUSTRIES LTD.	8.14%
HDFC BANK LTD.FV-2	6.52%
ICICI BANK LTD.FV-2	5.81%
BHARTI AIRTEL LIMITED	5.40%
LARSEN&TUBRO	4.46%
AXIS BANK LIMITEDFV-2	3.35%
INFOSYS LIMITED	3.33%
STATE BANK OF INDIAFV-1	3.01%
MAHINDRA & MAHINDRA LTD.-FV5	2.50%
BAJAJ FINANCE LIMITED	2.48%
KOTAK MAHINDRA BANK LIMITED_FV5	2.39%
ETERNAL LIMITED	2.32%
SUN PHARMACEUTICAL INDUSTRIES LTD.FV-1	2.19%
MARUTI UDYOG LTD.	1.83%
TITAN COMPANY LIMITED	1.81%
TATA CONSULTANCY SERVICES LTD.	1.62%
HINDUSTAN UNILEVER LIMITED	1.60%
NTPC LIMITED	1.50%
ITC - FV 1	1.45%
ADANI PORTS AND SPECIAL ECONOMIC ZONE LIMITED	1.39%
TATA IRON & STEEL COMPANY LTD	1.38%
TECH MAHINDRA LIMITEDFV-5	1.33%
ULTRATECH CEMCO LTD	1.29%
BHARAT ELECTRONICS LIMITED	1.29%
HINDALCO INDUSTRIES LTD FV RE 1	1.28%
HCL TECHNOLOGIES LIMITED	1.27%
GRASIM INDUSTRIES LTD.	1.18%
JSW STEEL LIMITED	1.16%
SHRIRAM FINANCE LIMITED	1.10%
TATA CONSUMER PRODUCTS LIMITED	1.08%
ASIAN PAINTS LIMITEDFV-1	1.02%
BAJAJ AUTO LTD	1.01%
BAJAJ FINSERV LIMITED	0.95%
EICHER MOTORS LIMITED	0.93%
BHARAT HEAVY ELECTRICALS LTD.FV-2	0.86%
INTERGLOBE AVIATION LIMITED	0.85%
COAL INDIA LIMITED	0.84%
NESTLE INDIA LIMITED	0.83%
APOLLO HOSPITALS ENTERPRISE LIMITED	0.82%
ONE 97 COMMUNICATIONS LIMITED	0.75%
CIPLA LTD.	0.72%
TATA MOTORS PASSENGER VEHICLES LIMITED	0.57%
INDUS TOWERS LIMITED	0.55%
POWER GRID CORP OF INDIA LTD	0.53%
TRENT LTD	0.53%
BSE LIMITED	0.47%
VEDANTA ALUMINIUM METAL LIMITED	0.46%
BRITANNIA INDUSTRIES LTD	0.44%
GE VERNOVA T&D INDIA LIMITED	0.41%
HINDUSTAN ZINC LIMITEDFV-2	0.34%
Equity Total	**89.36%**
HDFC MUTUAL FUND - HDFC BANKING ETF	1.21%
Nippon India ETF Bank Bees	1.21%
ICICI PRUDENTIAL BANK ETF NIFTY BANK INDEX	1.13%
SBI-ETF Nifty Bank	1.13%
ADITYA BIRLA SUN LIFE NIFTY BANK ETF	1.12%
KOTAK NIFTY BANK ETF	1.12%
UTI NIFTY BANK ETF	1.12%
ETFs	**8.04%**
Money Market Total	**2.58%**
Current Assets	**0.03%**
Total	**100.00%**

AUM (in ₹ crs.)

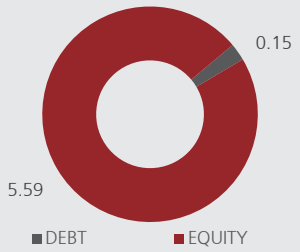

Sector Allocation as per National Industrial Classification 2008

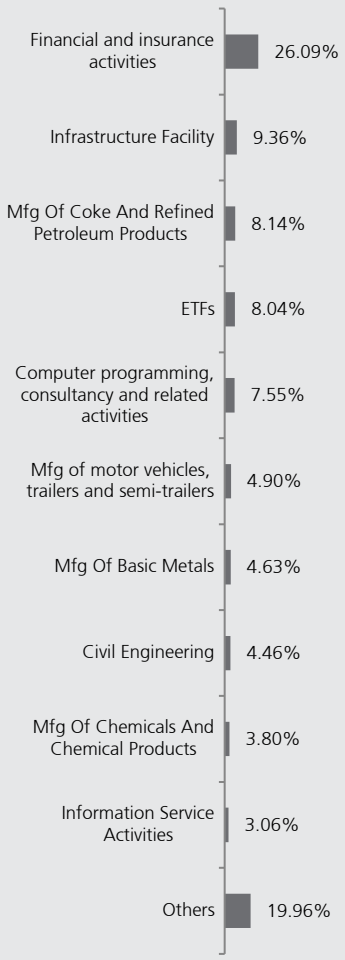

IndusInd Nippon Life

INVESTMENT INSIGHT

Health Equity Fund 2 (ULIF05411/01/10HEQUITYF02121)

Fund Report as on 30th October 2026

Investment Objective

Provide high real rate of return in the long term through high exposure to equity investments, while recognizing that there is significant probability of negative returns in the short term. The risk appetite is 'high'.

Fund Details

Fund Manager: Mr. Ankit Ladhani

NAV as on 30th Oct 26: ₹ 46.6778

Inception Date: 11th January 2010

Benchmark: Nifty 50 Index

AUM as on 30th Oct 26: ₹ 0.60 Crs.

Asset Allocation

	Range (%)	Actual (%)
Equity	00-100	86
Gsec / Debt	00-100	-
MMI / Others	00-100	14

Returns

Period	Fund Returns	Index Returns
Last 1 Month	0.65%	1.91%
Last 6 Months	-1.62%	-3.94%
Last 1 Year	-7.11%	-10.38%
Last 2 Years	-3.34%	-2.41%
Last 3 Years	6.20%	6.51%
Since Inception	9.60%	9.20%

Note: Returns less than one year are absolute returns and more than one year compounded returns.

Past performance is not indicative of future performance

Portfolio

Name of Instrument	% to AUM
RELIANCE INDUSTRIES LTD.	6.54%
ICICI BANK LTD.FV-2	6.24%
LARSEN&TUBRO	5.48%
HDFC BANK LTD.FV-2	4.54%
BHARTI AIRTEL LIMITED	4.31%
ETERNAL LIMITED	2.80%
INFOSYS LIMITED	2.66%
STATE BANK OF INDIAFV-1	2.39%
SHRIRAM FINANCE LIMITED	1.97%
KOTAK MAHINDRA BANK LIMITED_FV5	1.80%
MAHINDRA & MAHINDRA LTD.-FV5	1.70%
HINDUSTAN UNILEVER LIMITED	1.58%
BHARAT ELECTRONICS LIMITED	1.57%
AXIS BANK LIMITEDFV-2	1.56%
TITAN COMPANY LIMITED	1.40%
BAJAJ FINANCE LIMITED	1.36%
TATA IRON & STEEL COMPANY LTD	1.34%
ADANI PORTS AND SPECIAL ECONOMIC ZONE LIMITED	1.33%
BAJAJ AUTO LTD	1.21%
EICHER MOTORS LIMITED	1.20%
DIVIS LABORATORIES LIMITED	1.14%
TATA CONSULTANCY SERVICES LTD.	1.13%
TECH MAHINDRA LIMITEDFV-5	1.07%
INTERGLOBE AVIATION LIMITED	1.06%
BHARAT HEAVY ELECTRICALS LTD.FV-2	1.04%
GRASIM INDUSTRIES LTD.	0.99%
APOLLO HOSPITALS ENTERPRISE LIMITED	0.99%
SUN PHARMACEUTICAL INDUSTRIES LTD.FV-1	0.98%
NTPC LIMITED	0.97%
VARUN BEVERAGES LIMITED	0.96%
MARUTI UDYOG LTD.	0.95%
ONE 97 COMMUNICATIONS LIMITED	0.90%
HCL TECHNOLOGIES LIMITED	0.79%
CG POWER AND INDUSTRIAL SOLUTIONS LTD	0.76%
HINDALCO INDUSTRIES LTD FV RE 1	0.75%
ULTRATECH CEMCO LTD	0.74%
SAMVARDHANA MOTHERSON INTERNATIONAL LIMITED	0.72%
JSW STEEL LIMITED	0.71%
MULTI COMMODITY EXCHANGE OF INDIA LIMITED	0.69%
MAX HEALTHCARE INSTITUTE LIMITED	0.69%
INDUS TOWERS LIMITED	0.66%
NESTLE INDIA LIMITED	0.66%
ASIAN PAINTS LIMITEDFV-1	0.62%
HDFC ASSET MANAGEMENT COMPANY LIMITED	0.62%
TRENT LTD	0.60%
POWER GRID CORP OF INDIA LTD	0.60%
TATA MOTORS LIMITED	0.59%
BRITANNIA INDUSTRIES LTD	0.54%
TATA CONSUMER PRODUCTS LIMITED	0.50%
GE VERNOVA T&D INDIA LIMITED	0.47%
BAJAJ FINSERV LIMITED	0.44%
ITC - FV 1	0.44%
HINDUSTAN ZINC LIMITEDFV-2	0.41%
SBI LIFE INSURANCE COMPANY LIMITED	0.30%
Equity Total	**78.47%**
UTI NIFTY BANK ETF	1.14%
Nippon India ETF Bank Bees	1.11%
HDFC MUTUAL FUND - HDFC BANKING ETF	1.11%
KOTAK NIFTY BANK ETF	1.11%
ICICI PRUDENTIAL BANK ETF NIFTY BANK INDEX	1.11%
ADITYA BIRLA SUN LIFE NIFTY BANK ETF	1.11%
SBI-ETF Nifty Bank	1.02%
ETFs	**7.70%**
Money Market Total	**13.78%**
Current Assets	**0.05%**
Total	**100.00%**

AUM (in ₹ crs.)

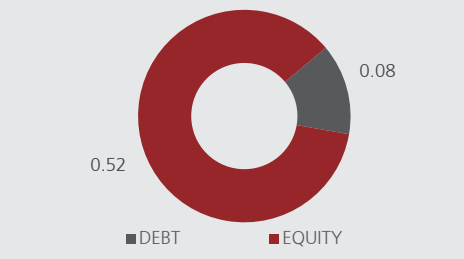

Sector Allocation as per National Industrial Classification 2008

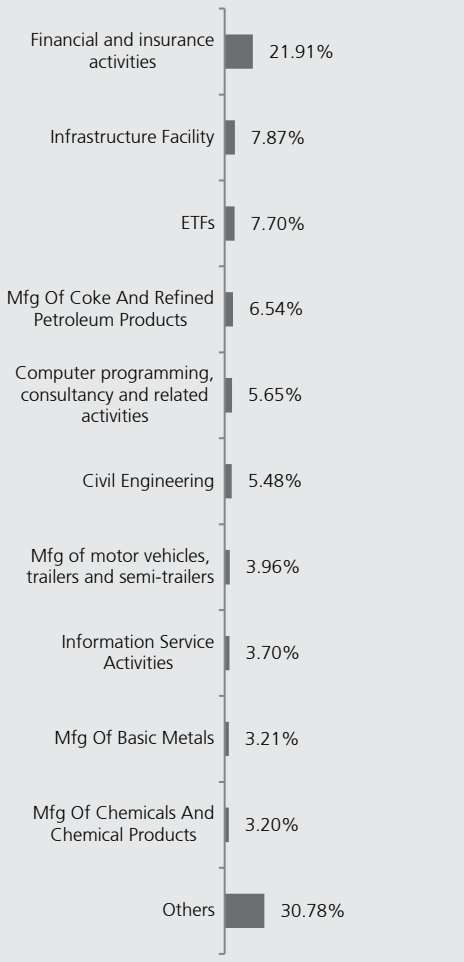

IndusInd Nippon Life

INVESTMENT INSIGHT

Life Pure Equity Fund 1 (ULIF03010/06/08LPUEQUTY01121)

Fund Report as on 30th October 2026

Investment Objective

Provide high real rate of return in the long term through high exposure to equity investments, while recognizing that there is significant probability of negative returns in the short term. The risk appetite is high.

Fund Details

Fund Manager: Mr. Ankit Ladhani

NAV as on 30th Oct 26: ₹ 67.6848

Inception Date: 11th August 2008

Benchmark: RNLIC Pure Index

AUM as on 30th Oct 26: ₹ 20.65 Crs.

Asset Allocation

	Range (%)	Actual (%)
Equity	60-100	92
MMI / Others	00-40	8

Returns

Period	Fund Returns	Index Returns
Last 1 Month	1.20%	2.65%
Last 6 Months	-6.67%	-5.25%
Last 1 Year	-8.25%	-7.72%
Last 2 Years	-1.96%	-2.28%
Last 3 Years	9.21%	8.37%
Since Inception	10.95%	9.03%

Note: Returns less than one year are absolute returns and more than one year compounded returns.

Index changed from Nifty 50 Shariah to RNLIC Pure Index with effect from 1St Feb.2020.

Past performance is not indicative of future performance

Portfolio

Name of Instrument	% to AUM
BHARTI AIRTEL LIMITED	8.62%
RELIANCE INDUSTRIES LTD.	8.52%
LARSEN&TUBRO	7.95%
INFOSYS LIMITED	4.93%
TITAN COMPANY LIMITED	4.75%
MAHINDRA & MAHINDRA LTD.-FV5	3.95%
HINDUSTAN UNILEVER LIMITED	3.42%
NTPC LIMITED	3.38%
TATA CONSULTANCY SERVICES LTD.	3.32%
SUN PHARMACEUTICAL INDUSTRIES LTD.FV-1	3.01%
ADANI PORTS AND SPECIAL ECONOMIC ZONE LIMITED	2.95%
BAJAJ AUTO LTD	2.77%
ULTRATECH CEMCO LTD	2.68%
GRASIM INDUSTRIES LTD.	2.55%
MARUTI UDYOG LTD.	2.47%
HINDUSTAN AERONAUTICS LIMITED	2.27%
POWER GRID CORP OF INDIA LTD	1.93%
TVS MOTOR COMPANY LIMITED	1.92%
JSW STEEL LIMITED	1.63%
HCL TECHNOLOGIES LIMITED	1.60%
NESTLE INDIA LIMITED	1.36%
BHARAT HEAVY ELECTRICALS LTD.FV-2	1.33%
ONGCFV-5	1.31%
TATA MOTORS PASSENGER VEHICLES LIMITED	1.25%
PG ELECTROPLAST LIMITED	1.08%
JSW ENERGY LIMITED	1.04%
ASIAN PAINTS LIMITEDFV-1	1.01%
HINDALCO INDUSTRIES LTD FV RE 1	1.01%
INDUS TOWERS LIMITED	0.99%
TRENT LTD	0.96%
HINDUSTAN PETROLEUM CORPORATION LIMITED	0.91%
VARUN BEVERAGES LIMITED	0.91%
AVENUE SUPERMARTS LIMITED	0.81%
HINDUSTAN ZINC LIMITEDFV-2	0.71%
ZYDUS LIFESCIENCES LIMITED	0.54%
ASTRAL LIMITED	0.50%
SIEMENS LIMITED	0.49%
VOLTAS LTD	0.49%
BRITANNIA INDUSTRIES LTD	0.48%
MANKIND PHARMA LIMITED	0.27%
Equity Total	**92.04%**
Money Market Total	**7.26%**
Current Assets	**0.70%**
Total	**100.00%**

AUM (in ₹ crs.)

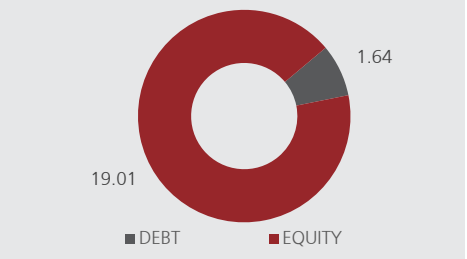

Sector Allocation as per National Industrial Classification 2008

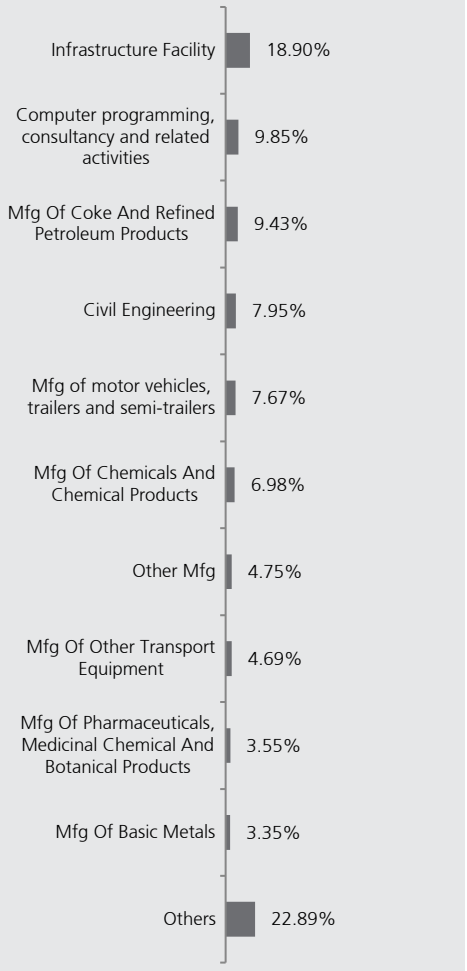

IndusInd Nippon Life

INVESTMENT INSIGHT

Pension Pure Equity Fund 2 (ULIF05301/01/10PPUEQUTY02121)

Fund Report as on 30th October 2026

Investment Objective

Provide high real rate of return in the long term through high exposure to equity investments, while recognizing that there is significant probability of negative returns in the short term. The risk appetite is high.

Fund Details

Fund Manager: Mr. Ankit Ladhani

NAV as on 30th Oct 26: ₹ 51.5925

Inception Date: 11th January 2010

Benchmark: RNLIC Pure Index

AUM as on 30th Oct 26: ₹ 4.67 Crs.

Asset Allocation

	Range (%)	Actual (%)
Equity	60-100	91
MMI / Others	00-40	9

Returns

Period	Fund Returns	Index Returns
Last 1 Month	1.64%	2.65%
Last 6 Months	-6.46%	-5.25%
Last 1 Year	-7.97%	-7.72%
Last 2 Years	-1.64%	-2.28%
Last 3 Years	8.91%	8.37%
Since Inception	10.25%	9.49%

Note: Returns less than one year are absolute returns and more than one year compounded returns.

Index changed from Nifty 50 Shariah to RNLIC Pure Index with effect from 1St Feb.2020.

Past performance is not indicative of future performance

Portfolio

Name of Instrument	% to AUM
BHARTI AIRTEL LIMITED	9.19%
RELIANCE INDUSTRIES LTD.	8.12%
LARSEN&TUBRO	7.97%
INFOSYS LIMITED	5.85%
TITAN COMPANY LIMITED	4.80%
TATA CONSULTANCY SERVICES LTD.	4.02%
MAHINDRA & MAHINDRA LTD.-FV5	3.96%
NTPC LIMITED	3.71%
HINDUSTAN UNILEVER LIMITED	3.43%
SUN PHARMACEUTICAL INDUSTRIES LTD.FV-1	3.02%
ADANI PORTS AND SPECIAL ECONOMIC ZONE LIMITED	2.89%
BAJAJ AUTO LTD	2.79%
ULTRATECH CEMCO LTD	2.70%
MARUTI UDYOG LTD.	2.49%
HINDUSTAN AERONAUTICS LIMITED	2.31%
TVS MOTOR COMPANY LIMITED	2.12%
POWER GRID CORP OF INDIA LTD	2.12%
JSW STEEL LIMITED	1.87%
HCL TECHNOLOGIES LIMITED	1.75%
GRASIM INDUSTRIES LTD.	1.59%
NESTLE INDIA LIMITED	1.37%
ONGCFV-5	1.34%
BHARAT HEAVY ELECTRICALS LTD.FV-2	1.34%
TATA MOTORS PASSENGER VEHICLES LIMITED	1.33%
HINDALCO INDUSTRIES LTD FV RE 1	1.16%
JSW ENERGY LIMITED	1.04%
TRENT LTD	1.00%
INDUS TOWERS LIMITED	0.99%
ASIAN PAINTS LIMITEDFV-1	0.94%
VARUN BEVERAGES LIMITED	0.91%
AVENUE SUPERMARTS LIMITED	0.83%
ZYDUS LIFESCIENCES LIMITED	0.54%
SIEMENS LIMITED	0.50%
VOLTAS LTD	0.49%
BRITANNIA INDUSTRIES LTD	0.48%
MANKIND PHARMA LIMITED	0.27%
Equity Total	**91.22%**
Money Market Total	**8.76%**
Current Assets	**0.02%**
Total	**100.00%**

AUM (in ₹ crs.)

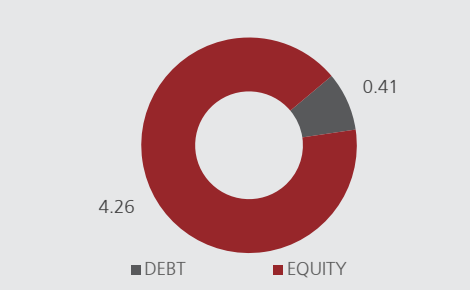

Sector Allocation as per National Industrial Classification 2008

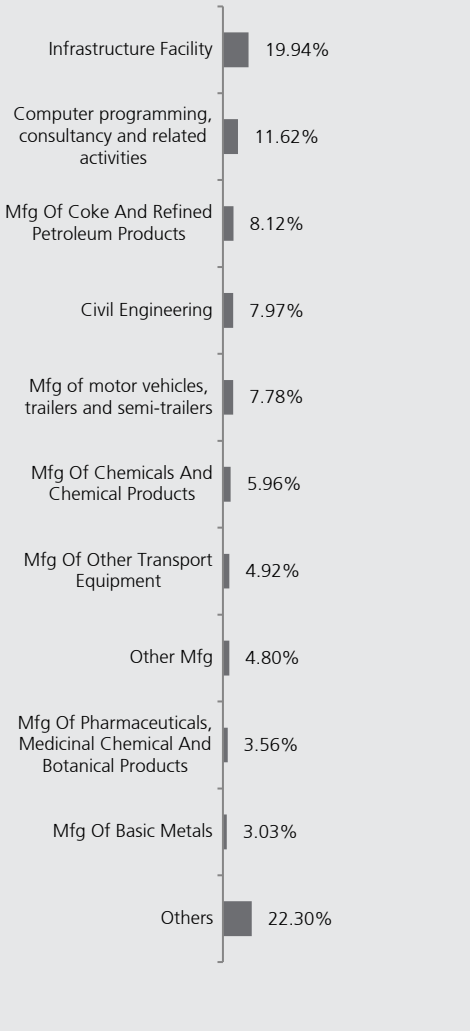

IndusInd Nippon Life

INVESTMENT INSIGHT

Health Pure Equity Fund 1 (ULIF01601/02/08HPUEQUTY01121)

Fund Report as on 30th October 2026

Investment Objective

Provide high real rate of return in the long term through high exposure to equity investments, while recognizing that there is significant probability of negative returns in the short term. The risk appetite is high.

Fund Details

Fund Manager: Mr. Ankit Ladhani

NAV as on 30th Oct 26: ₹ 58.2329

Inception Date: 06th August 2008

Benchmark: RNLIC Pure Index

AUM as on 30th Oct 26: ₹ 0.15 Crs.

Asset Allocation

	Range (%)	Actual (%)
Equity	60-100	93
MMI / Others	00-40	7

Returns

Period	Fund Returns	Index Returns
Last 1 Month	1.11%	2.65%
Last 6 Months	-7.04%	-5.25%
Last 1 Year	-7.68%	-7.72%
Last 2 Years	-2.10%	-2.28%
Last 3 Years	8.20%	8.37%
Since Inception	10.14%	9.30%

Note: Returns less than one year are absolute returns and more than one year compounded returns.

Index changed from Nifty 50 Shariah to RNLIC Pure Index with effect from 1St Feb.2020.

Past performance is not indicative of future performance

Portfolio

Name of Instrument	% to AUM
BHARTI AIRTEL LIMITED	8.86%
RELIANCE INDUSTRIES LTD.	8.57%
LARSEN&TUBRO	7.81%
INFOSYS LIMITED	4.63%
TITAN COMPANY LIMITED	4.62%
MAHINDRA & MAHINDRA LTD.-FV5	3.88%
NTPC LIMITED	3.50%
HINDUSTAN UNILEVER LIMITED	3.40%
TATA CONSULTANCY SERVICES LTD.	3.09%
SUN PHARMACEUTICAL INDUSTRIES LTD. FV-1	3.01%
ADANI PORTS AND SPECIAL ECONOMIC ZONE LIMITED	2.89%
ULTRATECH CEMCO LTD	2.87%
GRASIM INDUSTRIES LTD.	2.72%
BAJAJ AUTO LTD	2.69%
HINDUSTAN AERONAUTICS LIMITED	2.53%
MARUTI UDYOG LTD.	2.22%
POWER GRID CORP OF INDIA LTD	2.00%
JSW STEEL LIMITED	1.95%
TVS MOTOR COMPANY LIMITED	1.91%
HCL TECHNOLOGIES LIMITED	1.77%
NESTLE INDIA LIMITED	1.37%
ONGCFV-5	1.36%
BHARAT HEAVY ELECTRICALS LTD.FV-2	1.31%
TATA MOTORS PASSENGER VEHICLES LIMITED	1.30%
HINDALCO INDUSTRIES LTD FV RE 1	1.21%
ASIAN PAINTS LIMITEDFV-1	1.06%
JSW ENERGY LIMITED	1.04%
INDUS TOWERS LIMITED	0.98%
TRENT LTD	0.98%
HINDUSTAN PETROLEUM CORPORATION LIMITED	0.93%
VARUN BEVERAGES LIMITED	0.89%
AVENUE SUPERMARTS LIMITED	0.83%
PG ELECTROPLAST LIMITED	0.79%
HINDUSTAN ZINC LIMITEDFV-2	0.72%
ASTRAL LIMITED	0.61%
BRITANNIA INDUSTRIES LTD	0.60%
ZYDUS LIFESCIENCES LIMITED	0.57%
VOLTAS LTD	0.47%
SIEMENS LIMITED	0.43%
MANKIND PHARMA LIMITED	0.32%
Equity Total	**92.70%**
Money Market Total	**7.22%**
Current Assets	**0.08%**
Total	**100.00%**

AUM (in ₹ crs.)

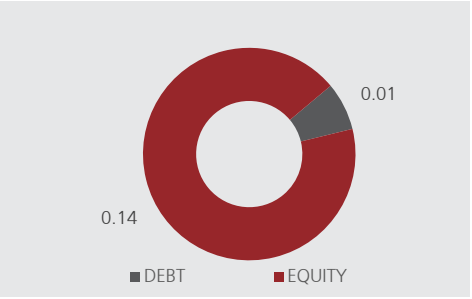

Sector Allocation as per National Industrial Classification 2008

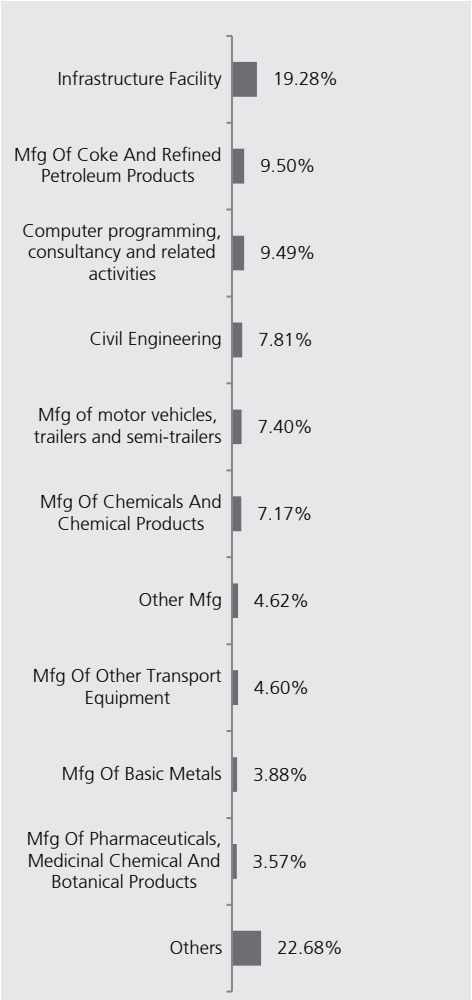

IndusInd Nippon Life

INVESTMENT INSIGHT

Life Infrastructure Fund 1 (ULIF02710/06/08LINFRAST01121)

Fund Report as on 30th October 2026

Investment Objective

Provide high rate of return in the long term through high exposure to equity investments in Infrastructure and allied sectors, while recognizing that there is a significant probability of negative returns in the short term. The risk appetite is high.

Fund Details

Fund Manager: Mr. Ashish Aggarwal

NAV as on 30th Oct 26: ₹ 30.9509

Inception Date: 11th June 2008

Benchmark: Reliance Nippon Life

Infrastructure INDEX

AUM as on 30th Oct 26: ₹ 9.37 Crs.

Asset Allocation

	Range (%)	Actual (%)
Equity	00-100	91
Debt/MMI/ Others	00-100	9

Returns

Period	Fund Returns	Index Returns
Last 1 Month	1.47%	2.61%
Last 6 Months	-5.57%	-5.39%
Last 1 Year	-5.93%	-3.97%
Last 2 Years	-1.62%	0.51%
Last 3 Years	11.78%	13.30%
Since Inception	6.33%	7.33%

Note: Returns less than one year are absolute returns and more than one year compounded returns.

Past performance is not indicative of future performance

Portfolio

Name of Instrument	% to AUM
BHARTI AIRTEL LIMITED	8.64%
RELIANCE INDUSTRIES LTD.	8.11%
LARSEN&TUBRO	7.86%
NTPC LIMITED	6.30%
INFOSYS LIMITED	5.77%
ADANI PORTS AND SPECIAL ECONOMIC ZONE LIMITED	5.73%
ULTRATECH CEMCO LTD	4.71%
TATA IRON & STEEL COMPANY LTD	4.55%
INTERGLOBE AVIATION LIMITED	3.86%
POWER GRID CORP OF INDIA LTD	3.85%
HINDALCO INDUSTRIES LTD FV RE 1	3.74%
BAJAJ AUTO LTD	3.54%
JSW STEEL LIMITED	3.44%
COAL INDIA LIMITED	3.35%
ONGCFV-5	3.34%
GAS AUTHORITY OF INDIA LTD.	2.27%
HCL TECHNOLOGIES LIMITED	2.07%
TATA CONSULTANCY SERVICES LTD.	1.78%
DLF LIMITED	1.61%
BHARAT PETROLEUM CORP. LTD.	1.41%
TECH MAHINDRA LIMITEDFV-5	1.27%
INDUS TOWERS LIMITED	1.01%
INDIAN OIL CORPORATION LIMITED	0.92%
AMBUJA CEMENTS LIMITED	0.81%
HINDUSTAN ZINC LIMITEDFV-2	0.71%
WIPRO	0.60%
Equity Total	**91.24%**
Money Market Total	**8.74%**
Current Assets	**0.02%**
Total	**100.00%**

AUM (in ₹ crs.)

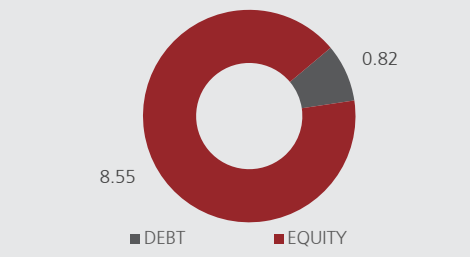

Sector Allocation as per National Industrial Classification 2008

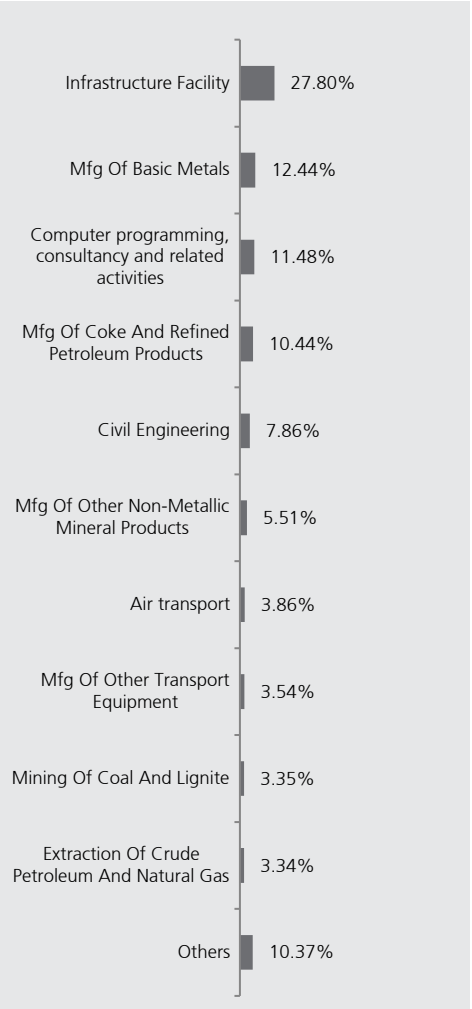

IndusInd Nippon Life

INVESTMENT INSIGHT

Life Infrastructure Fund 2 (ULIF04401/01/10LINFRAST02121)

Fund Report as on 30th October 2026

Investment Objective

Provide high rate of return in the long term through high exposure to equity investments in Infrastructure and allied sectors, while recognizing that there is a significant probability of negative returns in the short term. The risk appetite is high.

Fund Details

Fund Manager: Mr. Ashish Aggarwal

NAV as on 30th Oct 26: ₹ 31.6351

Inception Date: 11th January 2010

Benchmark: Reliance Nippon Life Infrastructure INDEX

AUM as on 30th Oct 26: ₹ 7.36 Crs.

Asset Allocation

	Range (%)	Actual (%)
Equity	00-100	98
Debt/ MMI / Others	00-100	2

Returns

Period	Fund Returns	Index Returns
Last 1 Month	1.42%	2.61%
Last 6 Months	-5.64%	-5.39%
Last 1 Year	-6.36%	-3.97%
Last 2 Years	-1.66%	0.51%
Last 3 Years	11.19%	13.30%
Since Inception	7.09%	6.46%

Note: Returns less than one year are absolute returns and more than one year compounded returns.

Past performance is not indicative of future performance

Portfolio

Name of Instrument	% to AUM
BHARTI AIRTEL LIMITED	8.85%
LARSEN&TUBRO	8.31%
RELIANCE INDUSTRIES LTD.	7.46%
NTPC LIMITED	6.26%
ADANI PORTS AND SPECIAL ECONOMIC ZONE LIMITED	6.19%
INFOSYS LIMITED	5.85%
POWER GRID CORP OF INDIA LTD	5.04%
INTERGLOBE AVIATION LIMITED	5.03%
ULTRATECH CEMCO LTD	4.85%
TATA IRON & STEEL COMPANY LTD	4.74%
BAJAJ AUTO LTD	4.28%
COAL INDIA LIMITED	4.06%
ONGCFV-5	4.05%
JSW STEEL LIMITED	3.63%
HINDALCO INDUSTRIES LTD FV RE 1	3.45%
GAS AUTHORITY OF INDIA LTD.	2.75%
HCL TECHNOLOGIES LIMITED	2.51%
TATA CONSULTANCY SERVICES LTD.	2.15%
DLF LIMITED	1.95%
BHARAT PETROLEUM CORP. LTD.	1.85%
TECH MAHINDRA LIMITEDFV-5	1.54%
INDIAN OIL CORPORATION LIMITED	1.23%
AMBUJA CEMENTS LIMITED	0.98%
HINDUSTAN ZINC LIMITEDFV-2	0.96%
Equity Total	**97.98%**
Money Market Total	**2.00%**
Current Assets	**0.02%**
Total	**100.00%**

AUM (in ₹ crs.)

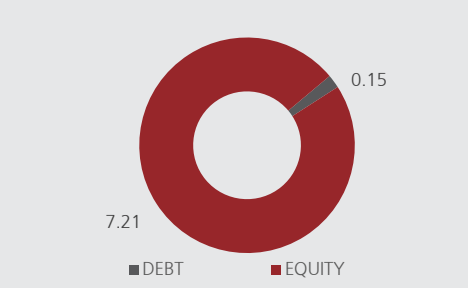

Sector Allocation as per National Industrial Classification 2008

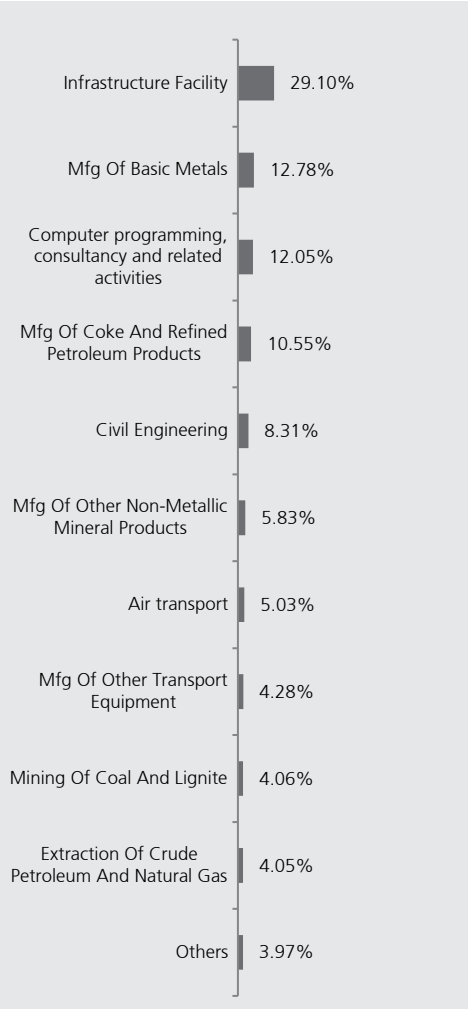

IndusInd Nippon Life

INVESTMENT INSIGHT

Pension Infrastructure Fund 2 (ULIF06601/01/10PINFRAST02121)

Fund Report as on 30th October 2026

Investment Objective

Provide high rate of return in the long term through high exposure to equity investments in Infrastructure and allied sectors, while recognizing that there is a significant probability of negative returns in the short term. The risk appetite is high.

Fund Details

Fund Manager: Mr. Ashish Aggarwal

NAV as on 30th Oct 26: ₹ 30.4733

Inception Date: 11th January 2010

Benchmark: Reliance Nippon Life Infrastructure INDEX

AUM as on 30th Oct 26: ₹ 1.32 Crs.

Asset Allocation

	Range (%)	Actual (%)
Equity	00-100	94
Debt/ MMI / Others	00-100	6

Returns

Period	Fund Returns	Index Returns
Last 1 Month	1.44%	2.61%
Last 6 Months	-5.74%	-5.39%
Last 1 Year	-6.19%	-3.97%
Last 2 Years	-1.65%	0.51%
Last 3 Years	10.68%	13.30%
Since Inception	6.85%	6.46%

Note: Returns less than one year are absolute returns and more than one year compounded returns.

Past performance is not indicative of future performance

Portfolio

Name of Instrument	% to AUM
BHARTI AIRTEL LIMITED	8.83%
LARSEN&TUBRO	7.94%
RELIANCE INDUSTRIES LTD.	7.69%
NTPC LIMITED	7.13%
INFOSYS LIMITED	6.18%
ADANI PORTS AND SPECIAL ECONOMIC ZONE LIMITED	5.90%
ULTRATECH CEMCO LTD	5.12%
TATA IRON & STEEL COMPANY LTD	4.63%
INTERGLOBE AVIATION LIMITED	4.37%
POWER GRID CORP OF INDIA LTD	4.31%
HINDALCO INDUSTRIES LTD FV RE 1	3.69%
BAJAJ AUTO LTD	3.62%
JSW STEEL LIMITED	3.50%
COAL INDIA LIMITED	3.45%
ONGCFV-5	3.44%
GAS AUTHORITY OF INDIA LTD.	2.34%
HCL TECHNOLOGIES LIMITED	2.14%
TATA CONSULTANCY SERVICES LTD.	1.82%
DLF LIMITED	1.66%
BHARAT PETROLEUM CORP. LTD.	1.59%
TECH MAHINDRA LIMITEDFV-5	1.31%
INDIAN OIL CORPORATION LIMITED	1.04%
HINDUSTAN ZINC LIMITEDFV-2	0.84%
AMBUJA CEMENTS LIMITED	0.83%
WIPRO	0.42%
Equity Total	**93.79%**
Money Market Total	**6.18%**
Current Assets	**0.03%**
Total	**100.00%**

AUM (in ₹ crs.)

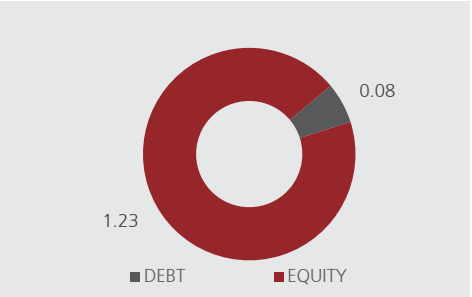

Sector Allocation as per National Industrial Classification 2008

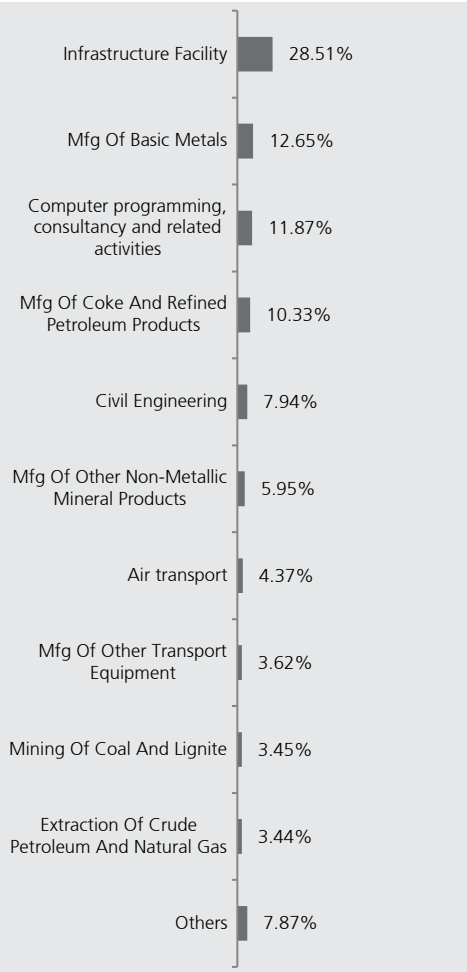

IndusInd Nippon Life

INVESTMENT INSIGHT

Health Infrastructure Fund 1 (ULIF06101/02/08HINFRAST01121)

Fund Report as on 30th October 2026

Investment Objective

Provide high rate of return in the long term through high exposure to equity investments in Infrastructure and allied sectors, while recognizing that there is a significant probability of negative returns in the short term. The risk appetite is high.

Fund Details

Fund Manager: Mr. Ashish Aggarwal

NAV as on 30th Oct 26: ₹ 29.6154

Inception Date: 06th August 2008

Benchmark: Reliance Nippon Life Infrastructure INDEX

AUM as on 30th Oct 26: ₹ 0.07 Crs.

Asset Allocation

	Range (%)	Actual (%)
Equity	00-100	93
Debt/MMI/Others	00-100	7

Returns

Period	Fund Returns	Index Returns
Last 1 Month	0.71%	2.61%
Last 6 Months	-6.01%	-5.39%
Last 1 Year	-5.59%	-3.97%
Last 2 Years	-1.01%	0.51%
Last 3 Years	11.79%	13.30%
Since Inception	6.13%	7.38%

Note: Returns less than one year are absolute returns and more than one year compounded returns.

Past performance is not indicative of future performance

Portfolio

Name of Instrument	% to AUM
RELIANCE INDUSTRIES LTD.	7.60%
BHARTI AIRTEL LIMITED	7.40%
LARSEN&TUBRO	6.98%
NTPC LIMITED	6.50%
ADANI PORTS AND SPECIAL ECONOMIC ZONE LIMITED	6.16%
BAJAJ AUTO LTD	5.75%
POWER GRID CORP OF INDIA LTD	5.22%
TATA IRON & STEEL COMPANY LTD	4.95%
ULTRATECH CEMCO LTD	4.60%
ONGCFV-5	4.47%
INFOSYS LIMITED	4.44%
COAL INDIA LIMITED	4.37%
INTERGLOBE AVIATION LIMITED	4.06%
HINDALCO INDUSTRIES LTD FV RE 1	3.68%
JSW STEEL LIMITED	2.59%
TATA CONSULTANCY SERVICES LTD.	2.43%
HCL TECHNOLOGIES LIMITED	1.98%
GAS AUTHORITY OF INDIA LTD.	1.93%
BHARAT PETROLEUM CORP. LTD.	1.90%
DLF LIMITED	1.44%
TECH MAHINDRA LIMITEDFV-5	1.24%
INDIAN OIL CORPORATION LIMITED	1.23%
AMBUJA CEMENTS LIMITED	1.06%
HINDUSTAN ZINC LIMITEDFV-2	0.91%
Equity Total	**92.91%**
Money Market Total	**6.92%**
Current Assets	**0.17%**
Total	**100.00%**

AUM (in ₹ crs.)

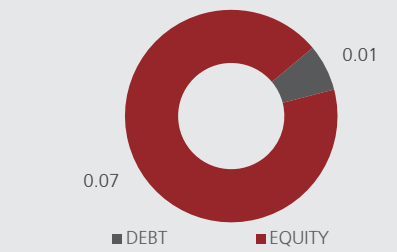

Sector Allocation as per National Industrial Classification 2008

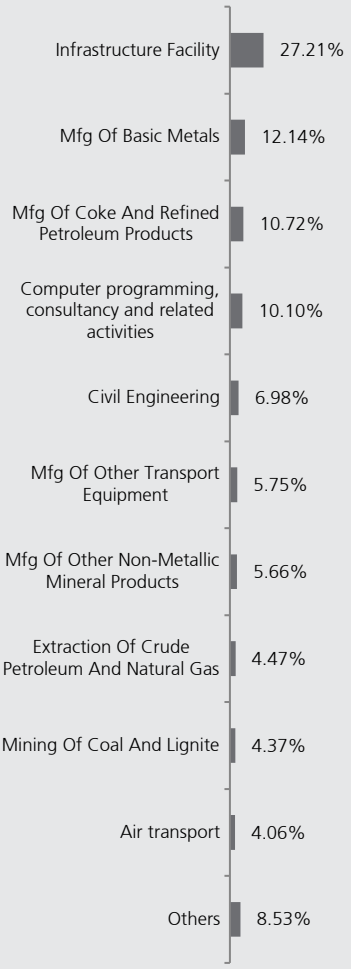

IndusInd Nippon Life

INVESTMENT INSIGHT

Life Energy Fund 1 (ULIF02410/06/08LENERGYF01121)

Fund Report as on 30th October 2026

Investment Objective

Provide high rate of return in the long term through high exposure to equity investments in Energy and allied sectors, while recognizing that there is a significant probability of negative returns in the short term. The risk appetite is high.

Fund Details

Fund Manager: Mr. Ashish Aggarwal

NAV as on 30th Oct 26:₹ 58.8203

Inception Date: 11th June 2008

Benchmark: Reliance Nippon Life ENERGY INDEX

AUM as on 30th Oct 26: ₹ 12.11 Crs.

Asset Allocation

	Range (%)	Actual (%)
Equity	00-100	87
MMI / Others	00-100	13

Returns

Period	Fund Returns	Index Returns
Last 1 Month	-2.42%	-2.89%
Last 6 Months	-13.84%	-14.91%
Last 1 Year	-6.99%	-4.01%
Last 2 Years	-5.59%	-4.46%
Last 3 Years	14.14%	14.32%
Since Inception	10.11%	10.67%

Note: Returns less than one year are absolute returns and more than one year compounded returns.

Past performance is not indicative of future performance

Portfolio

Name of Instrument	% to AUM
POWER GRID CORP OF INDIA LTD	8.70%
NTPC LIMITED	8.17%
COAL INDIA LIMITED	7.73%
ONGCFV-5	7.73%
RELIANCE INDUSTRIES LTD.	7.24%
TATA POWER CO. LTD.FV-1	6.30%
CUMMINS INDIA LIMITED	5.41%
CG POWER AND INDUSTRIAL SOLUTIONS LTD	4.59%
GAS AUTHORITY OF INDIA LTD.	3.90%
POLYCAB INDIA LIMITED	3.39%
ABB INDIA LIMITED	2.95%
OIL INDIA LIMITED	2.61%
JSW ENERGY LIMITED	2.54%
NHPC LIMITED	2.21%
VOLTAS LTD	2.02%
TORRENT POWER LIMITED	1.95%
INDRAPRASTHA GAS LIMITED	1.95%
PETRONET LNG LIMITED	1.90%
HAVELLS INDIA LIMITED	1.51%
BHARAT PETROLEUM CORP. LTD.	1.38%
HINDUSTAN PETROLEUM CORPORATION LIMITED	1.30%
INDIAN OIL CORPORATION LIMITED	1.02%
SIEMENS LIMITED	0.58%
Equity Total	**87.05%**
Money Market Total	**12.95%**
Current Assets	**0.00%**
Total	**100.00%**

AUM (in ₹ crs.)

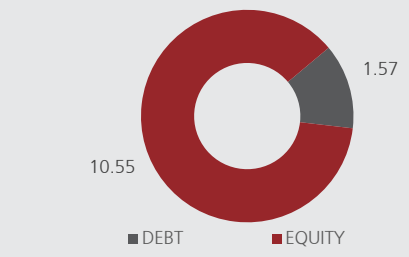

Sector Allocation as per National Industrial Classification 2008

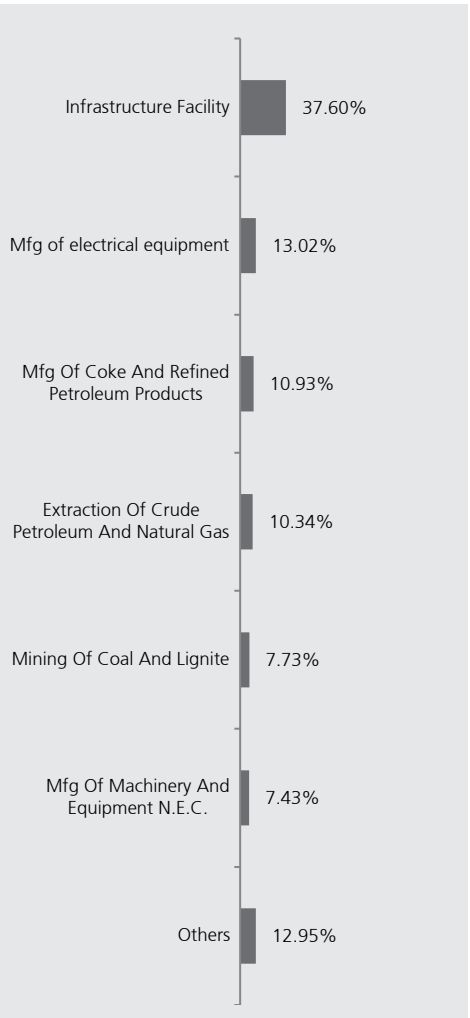

IndusInd Nippon Life

INVESTMENT INSIGHT

Life Energy Fund 2 (ULIF04101/01/10LENERGYF02121)

Fund Report as on 30th October 2026

Investment Objective

Provide high rate of return in the long term through high exposure to equity investments in Energy and allied sectors, while recognizing that there is a significant probability of negative returns in the short term. The risk appetite is high.

Fund Details

Fund Manager: Mr. Ashish Aggarwal

NAV as on 30th Oct 26: ₹ 50.6112

Inception Date: 11th January 2010

Benchmark: Reliance Nippon Life ENERGY INDEX

AUM as on 30th Oct 26: ₹ 5.64 Crs.

Asset Allocation

	Range (%)	Actual (%)
Equity	00-100	94
MMI / Others	00-100	6

Returns

Period	Fund Returns	Index Returns
Last 1 Month	-2.46%	-2.89%
Last 6 Months	-14.90%	-14.91%
Last 1 Year	-7.43%	-4.01%
Last 2 Years	-5.42%	-4.46%
Last 3 Years	13.67%	14.32%
Since Inception	10.13%	9.55%

Note: Returns less than one year are absolute returns and more than one year compounded returns.

Past performance is not indicative of future performance

Portfolio

Name of Instrument	% to AUM
NTPC LIMITED	8.78%
RELIANCE INDUSTRIES LTD.	8.63%
POWER GRID CORP OF INDIA LTD	8.46%
ONGCFV-5	8.31%
TATA POWER CO. LTD.FV-1	7.10%
CUMMINS INDIA LIMITED	6.65%
COAL INDIA LIMITED	5.52%
GAS AUTHORITY OF INDIA LTD.	4.68%
CG POWER AND INDUSTRIAL SOLUTIONS LTD	4.16%
POLYCAB INDIA LIMITED	3.37%
JSW ENERGY LIMITED	3.17%
OIL INDIA LIMITED	3.03%
ABB INDIA LIMITED	2.88%
NHPC LIMITED	2.72%
VOLTAS LTD	2.48%
INDRAPRASTHA GAS LIMITED	2.43%
TORRENT POWER LIMITED	2.40%
PETRONET LNG LIMITED	2.34%
HAVELLS INDIA LIMITED	2.14%
BHARAT PETROLEUM CORP. LTD.	1.71%
HINDUSTAN PETROLEUM CORPORATION LIMITED	1.60%
INDIAN OIL CORPORATION LIMITED	1.27%
SIEMENS LIMITED	0.67%
Equity Total	**94.49%**
Money Market Total	**5.51%**
Current Assets	**0.00%**
Total	**100.00%**

AUM (in ₹ crs.)

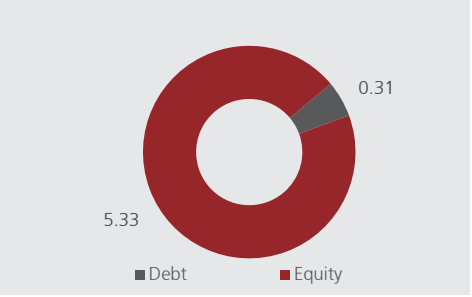

Sector Allocation as per National Industrial Classification 2008

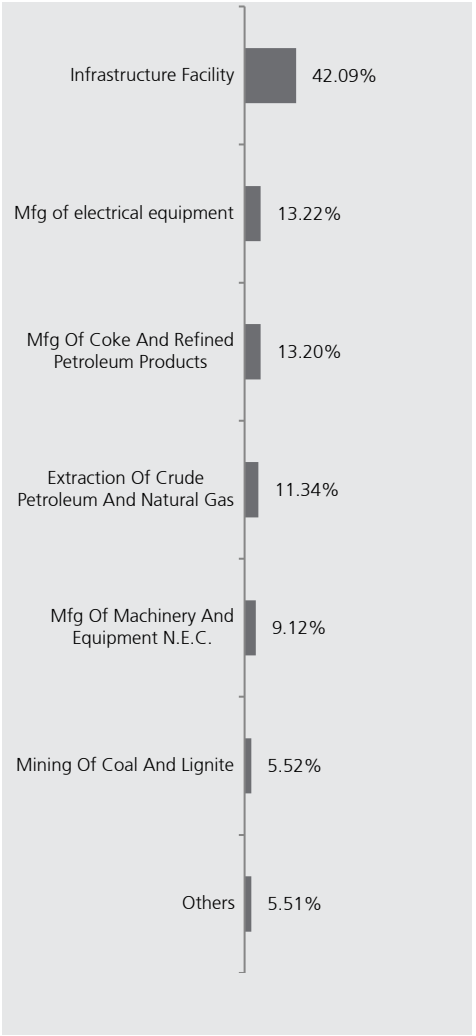

IndusInd Nippon Life

INVESTMENT INSIGHT

Pension Energy Fund 2 (ULIF06501/01/10PENRGYYF02121)

Fund Report as on 30th October 2026

Investment Objective

Provide high rate of return in the long term through high exposure to equity investments in Energy and allied sectors, while recognizing that there is a significant probability of negative returns in the short term. The risk appetite is high.

Fund Details

Fund Manager: Mr. Ashish Aggarwal

NAV as on 30th Oct 26: ₹ 49.8053

Inception Date: 11th January 2010

Benchmark: Reliance Nippon Life ENERGY INDEX

AUM as on 30th Oct 26: ₹ 2.29 Crs.

Asset Allocation

	Range (%)	Actual (%)
Equity	00-100	93
MMI / Others	00-100	7

Returns

Period	Fund Returns	Index Returns
Last 1 Month	-2.47%	-2.89%
Last 6 Months	-14.79%	-14.91%
Last 1 Year	-7.63%	-4.01%
Last 2 Years	-5.58%	-4.46%
Last 3 Years	13.88%	14.32%
Since Inception	10.02%	9.55%

Note: Returns less than one year are absolute returns and more than one year compounded returns.

Past performance is not indicative of future performance

Portfolio

Name of Instrument	% to AUM
POWER GRID CORP OF INDIA LTD	8.81%
ONGCFV-5	8.65%
RELIANCE INDUSTRIES LTD.	8.46%
NTPC LIMITED	8.30%
COAL INDIA LIMITED	7.15%
CUMMINS INDIA LIMITED	6.62%
TATA POWER CO. LTD.FV-1	5.53%
CG POWER AND INDUSTRIAL SOLUTIONS LTD	3.98%
GAS AUTHORITY OF INDIA LTD.	3.80%
OIL INDIA LIMITED	3.18%
ABB INDIA LIMITED	3.11%
JSW ENERGY LIMITED	3.08%
POLYCAB INDIA LIMITED	2.96%
NHPC LIMITED	2.68%
VOLTAS LTD	2.45%
TORRENT POWER LIMITED	2.39%
INDRAPRASTHA GAS LIMITED	2.34%
PETRONET LNG LIMITED	2.32%
HAVELLS INDIA LIMITED	2.29%
BHARAT PETROLEUM CORP. LTD.	1.70%
HINDUSTAN PETROLEUM CORPORATION LIMITED	1.59%
INDIAN OIL CORPORATION LIMITED	1.22%
SIEMENS LIMITED	0.71%
Equity Total	**93.35%**
Money Market Total	**6.65%**
Current Assets	**0.00%**
Total	**100.00%**

AUM (in ₹ crs.)

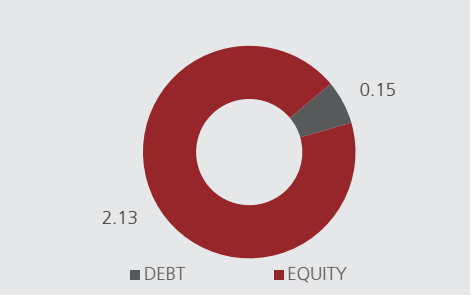

Sector Allocation as per National Industrial Classification 2008

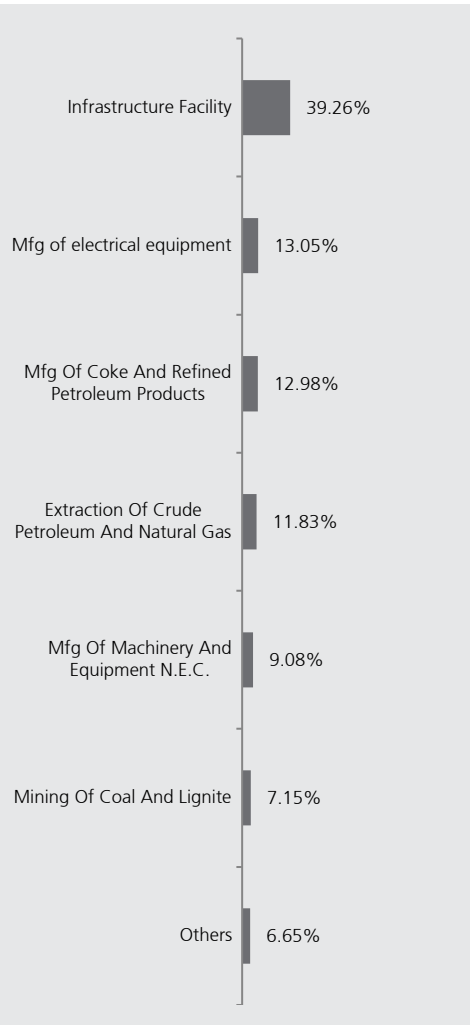

IndusInd Nippon Life

INVESTMENT INSIGHT

Health Energy Fund 1 (ULIF06001/02/08HENERGYF01121)

Fund Report as on 30th October 2026

Investment Objective

Provide high rate of return in the long term through high exposure to equity investments in Energy and allied sectors, while recognizing that there is a significant probability of negative returns in the short term. The risk appetite is high.

Fund Details

Fund Manager: Mr. Ashish Aggarwal

NAV as on 30th Oct 26: ₹ 54.2244

Inception Date: 06th August 2008

Benchmark: Reliance Nippon Life ENERGY INDEX

AUM as on 30th Oct 26: ₹ 0.08 Crs.

Asset Allocation

	Range (%)	Actual (%)
Equity	00-100	89
MMI / Others	00-100	11

Returns

Period	Fund Returns	Index Returns
Last 1 Month	-2.28%	-2.89%
Last 6 Months	-13.99%	-14.91%
Last 1 Year	-6.78%	-4.01%
Last 2 Years	-4.96%	-4.46%
Last 3 Years	13.96%	14.32%
Since Inception	9.71%	10.31%

Note: Returns less than one year are absolute returns and more than one year compounded returns.

Past performance is not indicative of future performance

Portfolio

Name of Instrument	% to AUM
POWER GRID CORP OF INDIA LTD	8.69%
ONGCFV-5	8.54%
NTPC LIMITED	7.71%
RELIANCE INDUSTRIES LTD.	7.10%
COAL INDIA LIMITED	6.64%
TATA POWER CO. LTD.FV-1	6.31%
CUMMINS INDIA LIMITED	5.43%
GAS AUTHORITY OF INDIA LTD.	4.79%
CG POWER AND INDUSTRIAL SOLUTIONS LTD	3.23%
OIL INDIA LIMITED	3.21%
JSW ENERGY LIMITED	2.87%
POLYCAB INDIA LIMITED	2.85%
NHPC LIMITED	2.69%
VOLTAS LTD	2.51%
HAVELLS INDIA LIMITED	2.35%
ABB INDIA LIMITED	2.34%
TORRENT POWER LIMITED	2.29%
PETRONET LNG LIMITED	2.26%
INDRAPRASTHA GAS LIMITED	2.19%
BHARAT PETROLEUM CORP. LTD.	1.67%
HINDUSTAN PETROLEUM CORPORATION LIMITED	1.54%
INDIAN OIL CORPORATION LIMITED	1.16%
SIEMENS LIMITED	0.81%
Equity Total	**89.13%**
Money Market Total	**10.73%**
Current Assets	**0.13%**
Total	**100.00%**

AUM (in ₹ crs.)

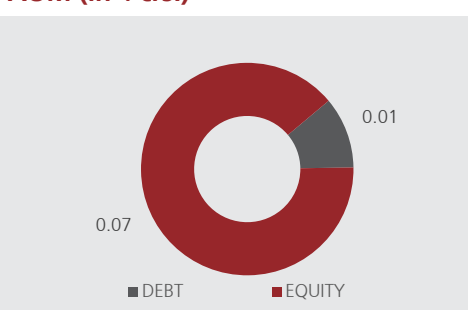

Sector Allocation as per National Industrial Classification 2008

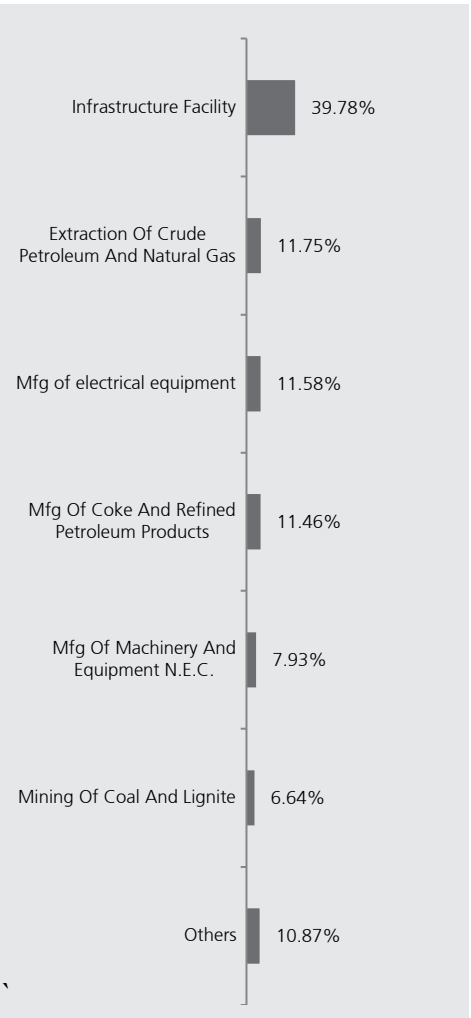

IndusInd Nippon Life

INVESTMENT INSIGHT

Pension Midcap Fund 2 (ULIF05101/01/10PMIDCAPF02121)

Fund Report as on 30th October 2026

Investment Objective

Provide high rate of return in the long term through high exposure to equity investments in Midcap companies. While recognizing that there is significant probability of negative returns in the short term. The risk appetite is high.

Fund Details

Fund Manager: Mr. Ankit Ladhani

NAV as on 30th Oct 26: ₹ 77.1436

Inception Date: 11th January 2010

Benchmark: Nifty Midcap 50

AUM as on 30th Oct 26: ₹ 5.63 Crs.

Asset Allocation

	Range (%)	Actual (%)
Equity	00-100	96
Debt/MMI/ Others	00-100	4

Returns

Period	Fund Returns	Index Returns
Last 1 Month	-1.58%	-3.03%
Last 6 Months	-0.93%	-2.19%
Last 1 Year	1.93%	-2.90%
Last 2 Years	2.78%	3.09%
Last 3 Years	14.02%	14.26%
Since Inception	12.92%	11.23%

Note: Returns less than one year are absolute returns and more than one year compounded returns.

Past performance is not indicative of future performance

Portfolio

Name of Instrument	% to AUM
LAURUS LABS LIMITED	4.29%
MULTI COMMODITY EXCHANGE OF INDIA LIMITED	3.82%
ONE 97 COMMUNICATIONS LIMITED	3.47%
PERSISTENT SYSTEMS LIMITED	3.40%
INDUS TOWERS LIMITED	3.21%
COFORGE LIMITED	2.79%
AU SMALL FINANCE BANK LIMITED	2.78%
THE FEDERAL BANK LIMITED	2.74%
BHARAT HEAVY ELECTRICALS LTD.FV-2	2.65%
FSN ECOMMERCE VENTURES LIMITED	2.56%
LUPIN LIMITEDFV-2	2.41%
BSE LIMITED	2.25%
MANAPPURAM FINANCE LIMITED	1.98%
THE PHOENIX MILLS LIMITED	1.93%
PB FINTECH LIMITED	1.91%
APL APOLLO TUBES LIMITED	1.77%
HINDUSTAN PETROLEUM CORPORATION LIMITED	1.76%
BHARAT FORGE	1.75%
GE VERNOVA T&D INDIA LIMITED	1.59%
SRF LIMITED	1.56%
MARICO LIMITED	1.55%
ONESOURCE SPECIALTY PHARMA LIMITED	1.55%
HERO MOTOCORP LIMITED	1.51%
AJANTA PHARMA LIMITED	1.46%
PRESTIGE ESTATES PROJECTS LIMITED	1.42%
GODREJ PROPERTIES LIMITED	1.36%
POLYCAB INDIA LIMITED	1.36%
IDFC BANK LIMITED	1.22%
KEI INDUSTRIES LIMITED	1.21%
KARUR VYSYA BANK LIMITED	1.17%
MAX FINANCIAL SERVICES LIMITED	1.15%
MANKIND PHARMA LIMITED	1.08%
DIXON TECHNOLOGIES (INDIA) LIMITED	1.04%
SHRIRAM FINANCE LIMITED	0.99%
ACUTAAS CHEMICALS LIMITED	0.99%
INDIAN OIL CORPORATION LIMITED	0.97%
TVS MOTOR COMPANY LIMITED	0.96%
HAVELLS INDIA LIMITED	0.94%
GRAPHITE INDIA LIMITED	0.94%
DLF LIMITED	0.94%
CUMMINS INDIA LIMITED	0.93%
MAHANAGAR GAS LIMITED	0.92%
VARUN BEVERAGES LIMITED	0.92%
ADITYA BIRLA CAPITAL LIMITED	0.91%
BHARAT DYNAMICS LIMITED	0.88%
AUROBINDO PHARMA LIMITED	0.82%
JSW ENERGY LIMITED	0.77%
SWIGGY LIMITED	0.75%
HINDUSTAN ZINC LIMITEDFV-2	0.74%
OBEROI REALTY LIMITED	0.73%
VEDANTA ALUMINIUM METAL LIMITED	0.72%
UPL LIMITED	0.70%
AMBER ENTERPRISES INDIA LTD	0.67%
DIVIS LABORATORIES LIMITED	0.64%
BHARTI HEXACOM LIMITED	0.61%
CESC LTD	0.60%
CITY UNION BANK LIMITED	0.59%
UNION BANK OF INDIA	0.57%
PAGE INDUSTRIES LIMITED	0.55%
PUNJAB NATIONAL BANK	0.53%
CARBORUNDUM UNIVERSAL LIMITED	0.52%
PG ELECTROPLAST LIMITED	0.50%
HYUNDAI MOTOR INDIA LIMITED	0.50%
Vedanta Limited	0.48%
Fortis Healthcare Limited	0.47%
CROMPTON GREAVES CONSUMER ELECTRICALS LIMITED	0.47%
MTAR TECHNOLOGIES LIMITED	0.46%
DATA PATTERNS (INDIA) LIMITED	0.46%
ICICI LOMBARD GENERAL INSURANCE COMPANY LIMITED	0.45%
MPHASIS LIMITED	0.43%
MRF LIMITED	0.41%
GODREJ CONSUMER PRODUCTS LIMITED	0.41%
ABB INDIA LIMITED	0.39%
OIL INDIA LIMITED	0.32%
DELHIVERY LIMITED	0.29%
ORACLE FINANCIAL SERVICES SOFTWARE LTD	0.27%
Equity Total	**95.83%**
Money Market Total	**4.16%**
Current Assets	**0.01%**
Total	**100.00%**

AUM (in ₹ crs.)

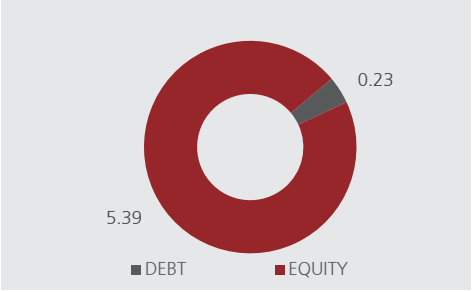

Sector Allocation as per National Industrial Classification 2008

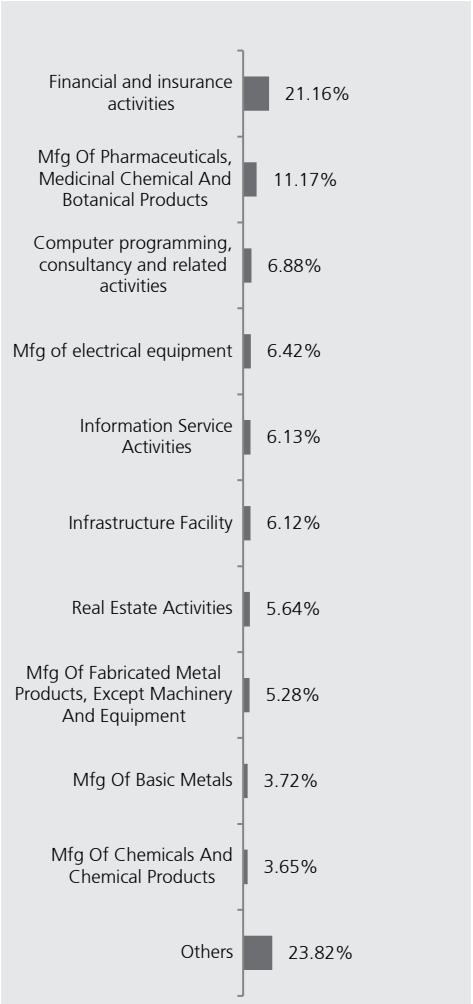

IndusInd Nippon Life

INVESTMENT INSIGHT

Health Midcap Fund 1 (ULIF06201/02/08HMIDCAPF01121)

Fund Report as on 30th October 2026

Investment Objective

Provide high rate of return in the long term through high exposure to equity investments in Midcap companies. While recognizing that there is significant probability of negative returns in the short term. The risk appetite is high.

Fund Details

Fund Manager: Mr. Ankit Ladhani

NAV as on 30th Oct 26: ₹ 85.6816

Inception Date: 06th August 2008

Benchmark: Nifty Midcap 50

AUM as on 30th Oct 26: ₹ 0.28 Crs.

Asset Allocation

	Range (%)	Actual (%)
Equity	00-100	96
Debt/MMI/ Others	00-100	4

Returns

Period	Fund Returns	Index Returns
Last 1 Month	-1.48%	-3.03%
Last 6 Months	-1.09%	-2.19%
Last 1 Year	1.17%	-2.90%
Last 2 Years	2.29%	3.09%
Last 3 Years	13.53%	14.26%
Since Inception	12.50%	11.64%

Note: Returns less than one year are absolute returns and more than one year compounded returns.

Past performance is not indicative of future performance

Portfolio

Name of Instrument	% to AUM
LAURUS LABS LIMITED	4.48%
MULTI COMMODITY EXCHANGE OF INDIA LIMITED	3.88%
ONE 97 COMMUNICATIONS LIMITED	3.63%
PERSISTENT SYSTEMS LIMITED	3.47%
INDUS TOWERS LIMITED	3.37%
BHARAT HEAVY ELECTRICALS LTD.FV-2	3.35%
THE FEDERAL BANK LIMITED	2.73%
COFORGE LIMITED	2.56%
FSN ECOMMERCE VENTURES LIMITED	2.54%
LUPIN LIMITEDFV-2	2.45%
BSE LIMITED	2.26%
MANAPPURAM FINANCE LIMITED	2.00%
THE PHOENIX MILLS LIMITED	1.82%
BHARAT FORGE	1.79%
AU SMALL FINANCE BANK LIMITED	1.76%
AJANTA PHARMA LIMITED	1.76%
APL APOLLO TUBES LIMITED	1.71%
PB FINTECH LIMITED	1.68%
HDFC ASSET MANAGEMENT COMPANY LIMITED	1.65%
HINDUSTAN PETROLEUM CORPORATION LIMITED	1.63%
SRF LIMITED	1.59%
GE VERNOVA T&D INDIA LIMITED	1.58%
MARICO LIMITED	1.55%
ONESOURCE SPECIALTY PHARMA LIMITED	1.51%
HERO MOTOCORP LIMITED	1.48%
POLYCAB INDIA LIMITED	1.39%
PRESTIGE ESTATES PROJECTS LIMITED	1.25%
IDFC BANK LIMITED	1.23%
KEI INDUSTRIES LIMITED	1.22%
MAX FINANCIAL SERVICES LIMITED	1.20%
DIXON TECHNOLOGIES (INDIA) LIMITED	1.18%
GODREJ PROPERTIES LIMITED	1.18%
MANKIND PHARMA LIMITED	1.07%
TVS MOTOR COMPANY LIMITED	1.05%
ACUTAAS CHEMICALS LIMITED	1.00%
CUMMINS INDIA LIMITED	0.96%
HAVELLS INDIA LIMITED	0.94%
MAHANAGAR GAS LIMITED	0.94%
GRAPHITE INDIA LIMITED	0.94%
DLF LIMITED	0.92%
VARUN BEVERAGES LIMITED	0.91%
BHARAT DYNAMICS LIMITED	0.87%
AUROBINDO PHARMA LIMITED	0.84%
INDIAN OIL CORPORATION LIMITED	0.84%
ADITYA BIRLA CAPITAL LIMITED	0.78%
CESC LTD	0.78%
HINDUSTAN ZINC LIMITEDFV-2	0.76%
JSW ENERGY LIMITED	0.75%
BAJAJ AUTO LTD	0.74%
SWIGGY LIMITED	0.74%
UPL LIMITED	0.72%
OBEROI REALTY LIMITED	0.71%
VEDANTA ALUMINIUM METAL LIMITED	0.70%
DIVIS LABORATORIES LIMITED	0.70%
AMBER ENTERPRISES INDIA LTD	0.63%
BHARTI HEXACOM LIMITED	0.59%
UNION BANK OF INDIA	0.57%
CITY UNION BANK LIMITED	0.56%
CARBORUNDUM UNIVERSAL LIMITED	0.52%
PG ELECTROPLAST LIMITED	0.51%
MTAR TECHNOLOGIES LIMITED	0.49%
HYUNDAI MOTOR INDIA LIMITED	0.48%
SHRIRAM FINANCE LIMITED	0.47%
Vedanta Limited	0.47%
Fortis Healthcare Limited	0.47%
CROMPTON GREAVES CONSUMER ELECTRICALS LIMITED	0.47%
PUNJAB NATIONAL BANK	0.47%
HOME FIRST FINANCE COMPANY INDIA LIMITED	0.46%
ABB INDIA LIMITED	0.46%
ICICI LOMBARD GENERAL INSURANCE COMPANY LIMITED	0.45%
MPHASIS LIMITED	0.45%
DATA PATTERNS (INDIA) LIMITED	0.41%
OIL INDIA LIMITED	0.41%
ORACLE FINANCIAL SERVICES SOFTWARE LTD	0.36%
GODREJ CONSUMER PRODUCTS LIMITED	0.35%
DELHIVERY LIMITED	0.29%
Equity Total	**95.89%**
Money Market Total	**4.07%**
Current Assets	**0.04%**
Total	**100.00%**

AUM (in ₹ crs.)

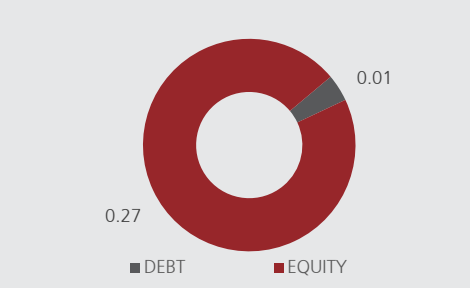

Sector Allocation as per National Industrial Classification 2008

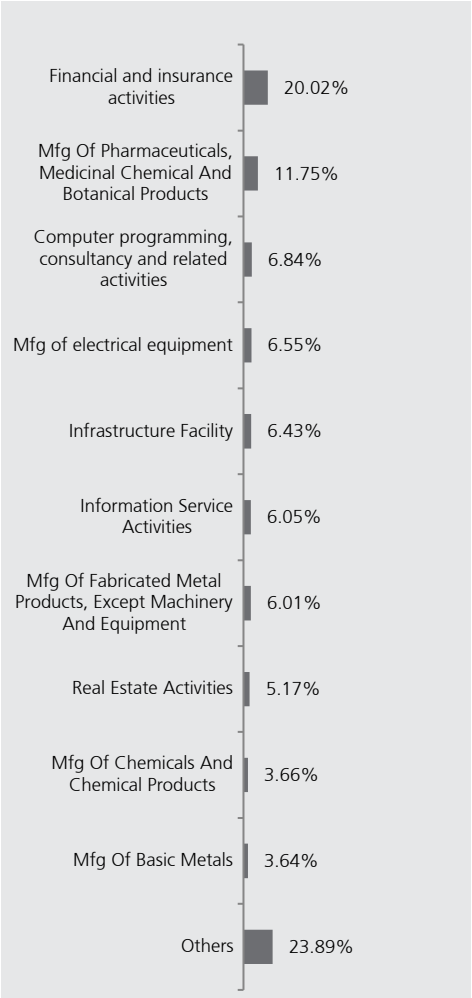

IndusInd Nippon Life

INVESTMENT INSIGHT

Life Super Growth Fund 1 (ULIF01009/04/07LSPRGRWT01121)

Fund Report as on 30th October 2026

Investment Objective

Provide high real rate of return in the long term through high exposure to equity investments, while recognizing that there is significant probability of negative returns in the short term, which will be moderated through some exposure to debt. The risk appetite is 'high'.

Fund Details

Fund Manager: Mr. Ankit Ladhani (Equity) & Ms. Preety Kumari (Debt)
NAV as on 30th Oct 26: ₹ 50.8046
Inception Date: 28th May 2007
Benchmark: CRISIL Composite Bond Index: 20%; Sensex 50: 80%
AUM as on 30th Oct 26: ₹ 10.87 Crs.
Modified Duration of Debt Portfolio: 4.72 years
YTM of Debt Portfolio: 7.38%

Asset Allocation

	Range (%)	Actual (%)
Equity	00-80	74
Gsec / Debt / MMI / Others	20-100	26

Returns

Period	Fund Returns	Index Returns
Last 1 Month	1.39%	1.37%
Last 6 Months	-3.40%	-2.49%
Last 1 Year	-8.12%	-7.41%
Last 2 Years	-1.54%	-0.92%
Last 3 Years	5.66%	6.69%
Since Inception	8.72%	9.13%

Note: Returns less than one year are absolute returns and more than one year compounded returns.

Past performance is not indicative of future performance

Portfolio

Name of Instrument	% to AUM
7.41% NABARD 18.07.2029 SR 20E	1.80%
Bonds/Debentures Total	**1.80%**
6.36 % GOI CG 16-02-2031	13.92%
6.94% GOI CG 11-05-2036	5.79%
7.24% GOI 18.08.2055	1.28%
Gilts Total	**20.98%**
RELIANCE INDUSTRIES LTD.	6.87%
HDFC BANK LTD.FV-2	6.51%
ICICI BANK LTD.FV-2	5.64%
BHARTI AIRTEL LIMITED	4.75%
LARSEN&TUBRO	3.45%
STATE BANK OF INDIAFV-1	3.17%
INFOSYS LIMITED	3.12%
KOTAK MAHINDRA BANK LIMITED_FV5	2.84%
AXIS BANK LIMITEDFV-2	2.75%
ITC - FV 1	2.19%
BAJAJ FINANCE LIMITED	2.00%
TATA CONSULTANCY SERVICES LTD.	1.96%
MAHINDRA & MAHINDRA LTD.-FV5	1.93%
ASIAN PAINTS LIMITEDFV-1	1.58%
TATA IRON & STEEL COMPANY LTD	1.56%
TITAN COMPANY LIMITED	1.50%
HINDUSTAN UNILEVER LIMITED	1.41%
SUN PHARMACEUTICAL INDUSTRIES LTD.FV-1	1.32%
NTPC LIMITED	1.31%
TECH MAHINDRA LIMITEDFV-5	1.26%
HCL TECHNOLOGIES LIMITED	1.21%
INDUS TOWERS LIMITED	1.15%
MARUTI UDYOG LTD.	1.11%
BHARAT ELECTRONICS LIMITED	1.07%
ADANI PORTS AND SPECIAL ECONOMIC ZONE LIMITED	1.05%
CIPLA LTD.	1.03%
POWER GRID CORP OF INDIA LTD	0.92%
ULTRATECH CEMCO LTD	0.90%
JSW STEEL LIMITED	0.88%
GRASIM INDUSTRIES LTD.	0.88%
ONGCFV-5	0.82%
EICHER MOTORS LIMITED	0.75%
NESTLE INDIA LIMITED	0.75%
TATA CONSUMER PRODUCTS LIMITED	0.74%
COAL INDIA LIMITED	0.72%
APOLLO HOSPITALS ENTERPRISE LIMITED	0.58%
BAJAJ FINSERV LIMITED	0.57%
BHARAT PETROLEUM CORP. LTD.	0.56%
DR. REDDY LABORATORIES	0.51%
HERO MOTOCORP LIMITED	0.43%
WIPRO	0.40%
Equity Total	**74.17%**
Money Market Total	**2.59%**
Current Assets	**0.46%**
Total	**100.00%**

AUM (in ₹ crs.)

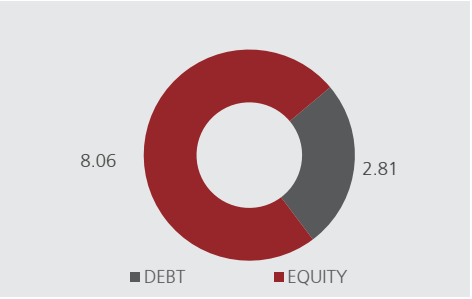

Rating Profile

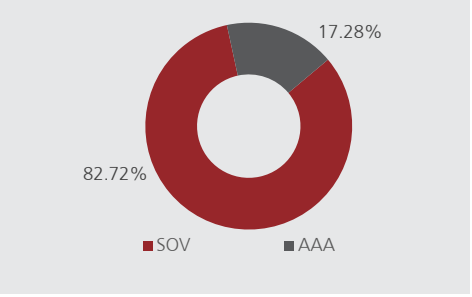

Sector Allocation as per National Industrial Classification 2008

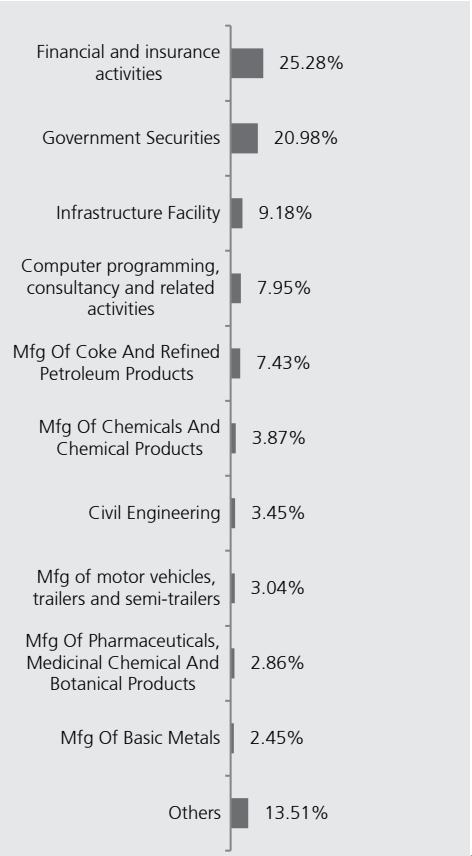

IndusInd Nippon Life

INVESTMENT INSIGHT

Life Super Growth Fund 2 (ULIF04701/01/10LSPRGRWT02121)

Fund Report as on 30th October 2026

Investment Objective

Provide high real rate of return in the long term through high exposure to equity investments, while recognizing that there is significant probability of negative returns in the short term, which will be moderated through some exposure to debt. The risk appetite is 'high'.

Fund Details

Fund Manager: Mr. Ankit Ladhani (Equity) & Ms. Preety Kumari (Debt)
NAV as on 30th Oct 26: ₹ 42.8624
Inception Date: 11th January 2010
Benchmark: CRISIL Composite Bond Index: 20%; Sensex 50: 80%
AUM as on 30th Oct 26: ₹ 0.52 Crs.
Modified Duration of Debt Portfolio: 4.60 years
YTM of Debt Portfolio: 7.28%

Asset Allocation

	Range (%)	Actual (%)
Equity	00-80	75
Gsec / Debt / MMI / Others	20-100	25

Returns

Period	Fund Returns	Index Returns
Last 1 Month	1.42%	1.37%
Last 6 Months	-2.82%	-2.49%
Last 1 Year	-7.32%	-7.41%
Last 2 Years	-0.94%	-0.92%
Last 3 Years	6.10%	6.69%
Since Inception	9.04%	9.08%

Note: Returns less than one year are absolute returns and more than one year compounded returns.

Past performance is not indicative of future performance

Portfolio

Name of Instrument	% to AUM
6.36 % GOI CG 16-02-2031	18.78%
7.24% GOI 18.08.2055	2.69%
Gilts Total	**21.47%**
RELIANCE INDUSTRIES LTD.	6.93%
HDFC BANK LTD.FV-2	6.42%
ICICI BANK LTD.FV-2	5.67%
BHARTI AIRTEL LIMITED	4.80%
LARSEN&TUBRO	3.44%
STATE BANK OF INDIAFV-1	3.16%
INFOSYS LIMITED	3.02%
KOTAK MAHINDRA BANK LIMITED_FV5	2.81%
AXIS BANK LIMITEDFV-2	2.77%
ITC - FV 1	2.02%
TATA CONSULTANCY SERVICES LTD.	1.98%
BAJAJ FINANCE LIMITED	1.96%
MAHINDRA & MAHINDRA LTD.-FV5	1.92%
ASIAN PAINTS LIMITEDFV-1	1.61%
BAJAJ AUTO LTD	1.60%
SUN PHARMACEUTICAL INDUSTRIES LTD.FV-1	1.48%
TITAN COMPANY LIMITED	1.46%
HCL TECHNOLOGIES LIMITED	1.35%
JSW STEEL LIMITED	1.32%
TECH MAHINDRA LIMITEDFV-5	1.21%
CIPLA LTD.	1.17%
NTPC LIMITED	1.16%
INDUS TOWERS LIMITED	1.13%
HINDUSTAN UNILEVER LIMITED	1.12%
MARUTI UDYOG LTD.	1.10%
BHARAT ELECTRONICS LIMITED	1.08%
ADANI PORTS AND SPECIAL ECONOMIC ZONE LIMITED	1.07%
TATA CONSUMER PRODUCTS LIMITED	0.99%
BHARAT PETROLEUM CORP. LTD.	0.97%
POWER GRID CORP OF INDIA LTD	0.93%
ONGCFV-5	0.92%
GRASIM INDUSTRIES LTD.	0.86%
ULTRATECH CEMCO LTD	0.85%
TATA IRON & STEEL COMPANY LTD	0.84%
COAL INDIA LIMITED	0.73%
NESTLE INDIA LIMITED	0.68%
APOLLO HOSPITALS ENTERPRISE LIMITED	0.65%
BAJAJ FINSERV LIMITED	0.64%
DR. REDDY LABORATORIES	0.57%
HERO MOTOCORP LIMITED	0.40%
WIPRO	0.39%
Equity Total	**75.20%**
Money Market Total	**3.00%**
Current Assets	**0.33%**
Total	**100.00%**

AUM (in ₹ crs.)

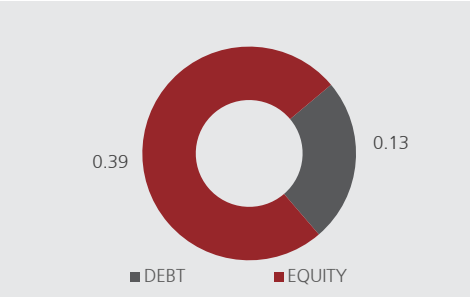

Rating Profile

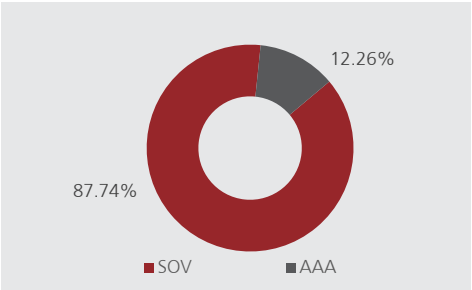

Sector Allocation as per National Industrial Classification 2008

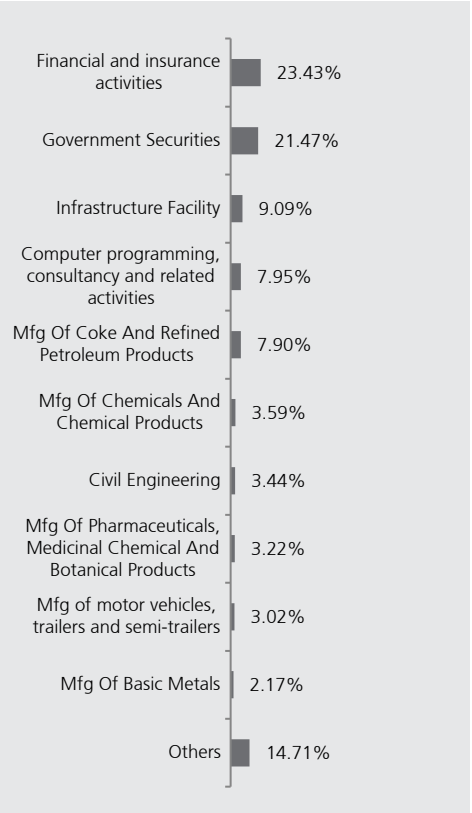

IndusInd Nippon Life

INVESTMENT INSIGHT

Health Super Growth Fund 1 (ULIF01701/02/08HSPRGRWT01121)

Fund Report as on 30th October 2026

Investment Objective

Provide high real rate of return in the long term through high exposure to equity investments, while recognizing that there is significant probability of negative returns in the short term, which will be moderated through some exposure to debt. The risk appetite is 'high'.

Fund Details

Fund Manager: Mr. Ankit Ladhani (Equity) & Ms. Preety Kumari (Debt)
NAV as on 30th Oct 26: ₹ 41.8999
Inception Date: 27th February 2008
Benchmark: CRISIL Composite Bond Index: 20%; Sensex50: 80%
AUM as on 30th Oct 26: ₹ 0.73 Crs.
Modified Duration of Debt Portfolio: 3.85 years
YTM of Debt Portfolio: 7.22%

Asset Allocation

	Range (%)	Actual (%)
Equity	00-80	76
Gsec / Debt / MMI / Others	20-100	24

Returns

Period	Fund Returns	Index Returns
Last 1 Month	1.31%	1.37%
Last 6 Months	-3.41%	-2.49%
Last 1 Year	-7.54%	-7.41%
Last 2 Years	-1.05%	-0.92%
Last 3 Years	6.01%	6.69%
Since Inception	7.97%	8.42%

Note: Returns less than one year are absolute returns and more than one year compounded returns.

Past performance is not indicative of future performance

Portfolio

Name of Instrument	% to AUM
6.36 % GOI CG 16-02-2031	21.88%
7.24% GOI 18.08.2055	0.64%
Gilts Total	**22.51%**
RELIANCE INDUSTRIES LTD.	6.77%
HDFC BANK LTD.FV-2	6.42%
ICICI BANK LTD.FV-2	5.89%
BHARTI AIRTEL LIMITED	4.59%
LARSEN&TUBRO	3.97%
STATE BANK OF INDIAFV-1	3.64%
INFOSYS LIMITED	3.31%
AXIS BANK LIMITEDFV-2	3.18%
KOTAK MAHINDRA BANK LIMITED_FV5	2.94%
BAJAJ FINANCE LIMITED	2.03%
MAHINDRA & MAHINDRA LTD.-FV5	2.02%
TATA IRON & STEEL COMPANY LTD	2.00%
TITAN COMPANY LIMITED	1.82%
ITC - FV 1	1.64%
SUN PHARMACEUTICAL INDUSTRIES LTD.FV-1	1.60%
TECH MAHINDRA LIMITEDFV-5	1.54%
TATA CONSULTANCY SERVICES LTD.	1.51%
HCL TECHNOLOGIES LIMITED	1.48%
INDUS TOWERS LIMITED	1.33%
MARUTI UDYOG LTD.	1.25%
BHARAT ELECTRONICS LIMITED	1.24%
NTPC LIMITED	1.23%
ADANI PORTS AND SPECIAL ECONOMIC ZONE LIMITED	1.21%
HINDUSTAN UNILEVER LIMITED	1.15%
JSW STEEL LIMITED	1.14%
GRASIM INDUSTRIES LTD.	1.10%
POWER GRID CORP OF INDIA LTD	1.06%
ULTRATECH CEMCO LTD	1.06%
ONGCFV-5	1.00%
TATA CONSUMER PRODUCTS LIMITED	0.97%
ASIAN PAINTS LIMITEDFV-1	0.92%
EICHER MOTORS LIMITED	0.89%
COAL INDIA LIMITED	0.83%
NESTLE INDIA LIMITED	0.73%
BHARAT PETROLEUM CORP. LTD.	0.72%
APOLLO HOSPITALS ENTERPRISE LIMITED	0.69%
BAJAJ FINSERV LIMITED	0.68%
WIPRO	0.15%
Equity Total	**75.73%**
Money Market Total	**1.42%**
Current Assets	**0.34%**
Total	**100.00%**

AUM (in ₹ crs.)

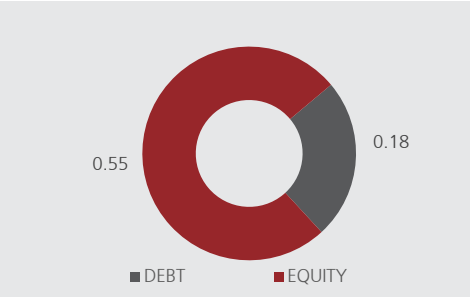

Rating Profile

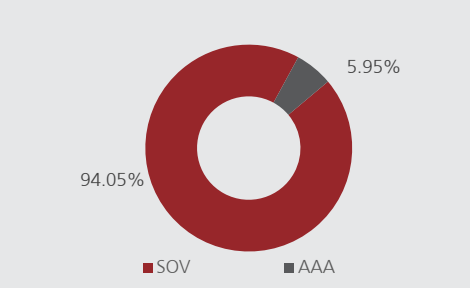

Sector Allocation as per National Industrial Classification 2008

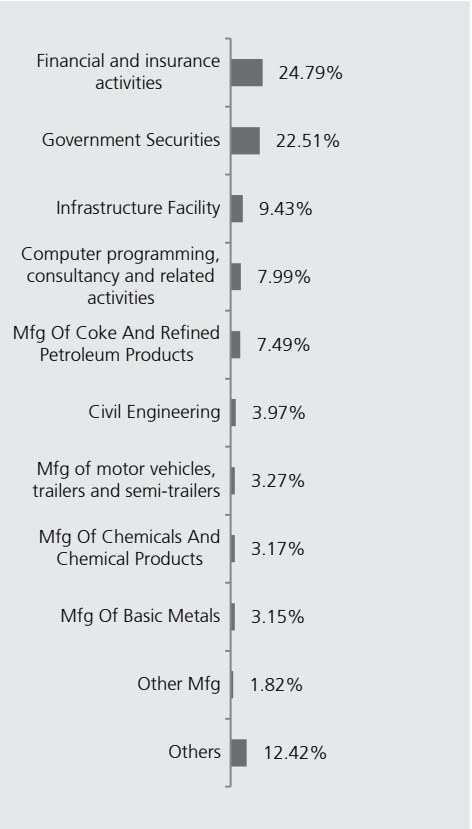

IndusInd Nippon Life

INVESTMENT INSIGHT

Life High Growth Fund 1 (ULIF00728/02/07LHIGROWT01121)

Fund Report as on 30th October 2026

Investment Objective

Provide, in the long term, returns which are significantly higher than the inflation rate, through high exposure to equity investments, while recognizing that there is some probability of negative returns in the short term. The risk appetite is 'moderate to high'.

Fund Details

Fund Manager: Mr. Ankit Ladhani (Equity) & Ms. Preety Kumari (Debt)
NAV as on 30th Oct 26: ₹ 49.4776
Inception Date: 1st March 2007
Benchmark: N.A
AUM as on 30th Oct 26: ₹ 15.96 Crs.
Modified Duration of Debt Portfolio: 4.68 years
YTM of Debt Portfolio: 7.37%

Asset Allocation

	Range (%)	Actual (%)
Equity	00-60	51
Gsec / Debt / MMI / Others	40-100	49

Returns

Period	Fund Returns	Index Returns
Last 1 Month	0.65%	-
Last 6 Months	-2.24%	-
Last 1 Year	-5.77%	-
Last 2 Years	-0.51%	-
Last 3 Years	5.41%	-
Since Inception	8.46%	-

Note: Returns less than one year are absolute returns and more than one year compounded returns.

Past performance is not indicative of future performance

Portfolio

Name of Instrument	% to AUM
7.41% NABARD 18.07.2029 SR 20E	3.06%
Bonds/Debentures Total	**3.06%**
6.36 % GOI CG 16-02-2031	29.12%
6.94% GOI CG 11-05-2036	10.28%
7.24% GOI 18.08.2055	2.62%
7.18% TAMILNADU SDL 27.08.2036	0.25%
Gilts Total	**42.26%**
ICICI BANK LTD.FV-2	5.38%
HDFC BANK LTD.FV-2	5.24%
RELIANCE INDUSTRIES LTD.	4.83%
STATE BANK OF INDIAFV-1	2.74%
BHARTI AIRTEL LIMITED	2.73%
LARSEN&TUBRO	2.45%
INFOSYS LIMITED	1.99%
AXIS BANK LIMITEDFV-2	1.94%
TATA CONSULTANCY SERVICES LTD.	1.77%
TITAN COMPANY LIMITED	1.76%
SUN PHARMACEUTICAL INDUSTRIES LTD.FV-1	1.67%
ITC - FV 1	1.56%
NTPC LIMITED	1.53%
MAHINDRA & MAHINDRA LTD.-FV5	1.25%
ULTRATECH CEMCO LTD	1.13%
KOTAK MAHINDRA BANK LIMITED_FV5	1.11%
HINDUSTAN UNILEVER LIMITED	1.10%
MARUTI UDYOG LTD.	1.02%
BAJAJ FINANCE LIMITED	0.92%
HERO MOTOCORP LIMITED	0.87%
POWER GRID CORP OF INDIA LTD	0.79%
HCL TECHNOLOGIES LIMITED	0.76%
TATA CONSUMER PRODUCTS LIMITED	0.75%
INDUS TOWERS LIMITED	0.74%
COAL INDIA LIMITED	0.71%
JSW STEEL LIMITED	0.65%
BAJAJ AUTO LTD	0.63%
NESTLE INDIA LIMITED	0.54%
BAJAJ FINSERV LIMITED	0.53%
CIPLA LTD.	0.52%
GRASIM INDUSTRIES LTD.	0.40%
TECH MAHINDRA LIMITEDFV-5	0.39%
DR. REDDY LABORATORIES	0.31%
WIPRO	0.30%
Equity Total	**51.01%**
Money Market Total	**2.80%**
Current Assets	**0.86%**
Total	**100.00%**

AUM (in ₹ crs.)

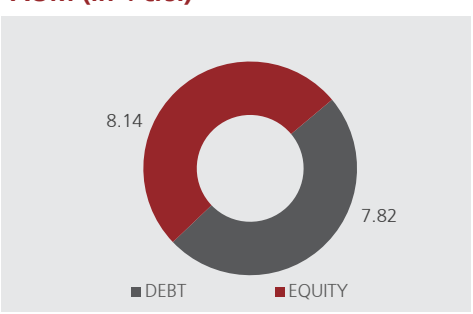

Rating Profile

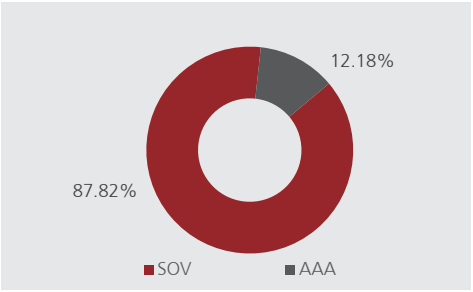

Sector Allocation as per National Industrial Classification 2008

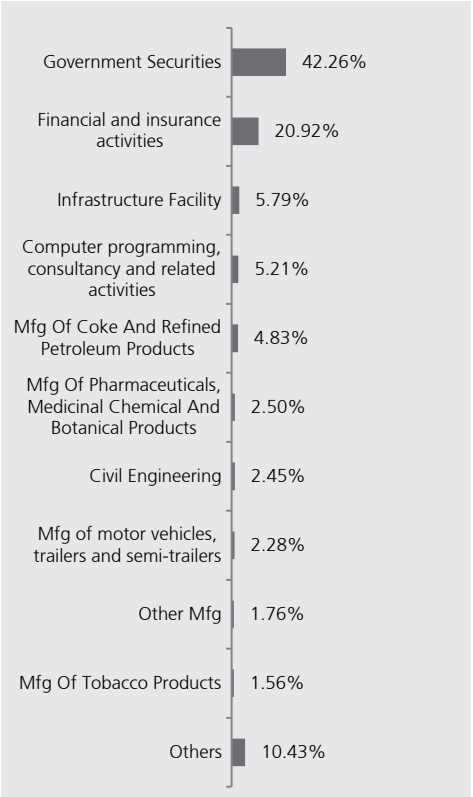

IndusInd Nippon Life

INVESTMENT INSIGHT

Life High Growth Fund 2 (ULIF05511/01/10LHIGROWT02121)

Fund Report as on 30th October 2026

Investment Objective

Provide, in the long term, returns which are significantly higher than the inflation rate, through high exposure to equity investments, while recognizing that there is some probability of negative returns in the short term. The risk appetite is 'moderate to high'.

Fund Details

Fund Manager: Mr. Ankit Ladhani (Equity) & Ms. Preety Kumari (Debt)
NAV as on 30th Oct 26: ₹ 36.6405
Inception Date: 21st January 2010
Benchmark: CRISIL Composite Bond Index: 40%; Sensex 50: 60%
AUM as on 30th Oct 26: ₹ 0.70 Crs.
Modified Duration of Debt Portfolio: 4.74 years
YTM of Debt Portfolio: 7.29%

Asset Allocation

	Range (%)	Actual (%)
Equity	00-60	51
Gsec / Debt / MMI / Others	40-100	49

Returns

Period	Fund Returns	Index Returns
Last 1 Month	0.69%	0.85%
Last 6 Months	-2.27%	-1.48%
Last 1 Year	-5.69%	-4.96%
Last 2 Years	-0.08%	0.58%
Last 3 Years	5.48%	6.72%
Since Inception	8.04%	8.96%

Note: Returns less than one year are absolute returns and more than one year compounded returns.

Past performance is not indicative of future performance

Portfolio

Name of Instrument	% to AUM
6.36 % GOI CG 16-02-2031	39.51%
7.24% GOI 18.08.2055	6.66%
Gilts Total	**46.17%**
RELIANCE INDUSTRIES LTD.	4.67%
HDFC BANK LTD.FV-2	4.60%
ICICI BANK LTD.FV-2	4.49%
BHARTI AIRTEL LIMITED	3.20%
STATE BANK OF INDIAFV-1	2.88%
LARSEN&TUBRO	2.33%
INFOSYS LIMITED	2.22%
AXIS BANK LIMITEDFV-2	1.87%
KOTAK MAHINDRA BANK LIMITED_FV5	1.79%
TATA CONSULTANCY SERVICES LTD.	1.33%
ITC - FV 1	1.32%
BAJAJ FINANCE LIMITED	1.29%
MAHINDRA & MAHINDRA LTD.-FV5	1.18%
TATA IRON & STEEL COMPANY LTD	1.03%
TITAN COMPANY LIMITED	1.02%
MARUTI UDYOG LTD.	0.98%
SUN PHARMACEUTICAL INDUSTRIES LTD.FV-1	0.94%
HCL TECHNOLOGIES LIMITED	0.94%
INDUS TOWERS LIMITED	0.93%
TATA CONSUMER PRODUCTS LIMITED	0.91%
NTPC LIMITED	0.90%
ASIAN PAINTS LIMITEDFV-1	0.80%
ULTRATECH CEMCO LTD	0.79%
HINDUSTAN UNILEVER LIMITED	0.77%
BAJAJ AUTO LTD	0.74%
BHARAT ELECTRONICS LIMITED	0.73%
TECH MAHINDRA LIMITEDFV-5	0.64%
JSW STEEL LIMITED	0.62%
POWER GRID CORP OF INDIA LTD	0.62%
GRASIM INDUSTRIES LTD.	0.60%
NESTLE INDIA LIMITED	0.55%
ONGCFV-5	0.52%
COAL INDIA LIMITED	0.48%
DR. REDDY LABORATORIES	0.48%
APOLLO HOSPITALS ENTERPRISE LIMITED	0.48%
BAJAJ FINSERV LIMITED	0.48%
CIPLA LTD.	0.40%
HERO MOTOCORP LIMITED	0.37%
WIPRO	0.29%
Equity Total	**51.18%**
Money Market Total	**1.99%**
Current Assets	**0.66%**
Total	**100.00%**

AUM (in ₹ crs.)

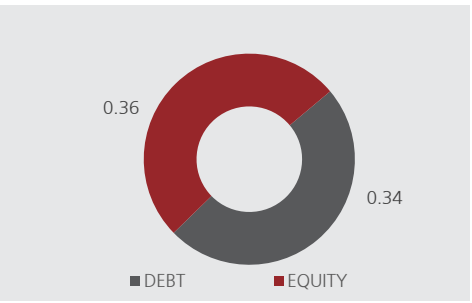

Rating Profile

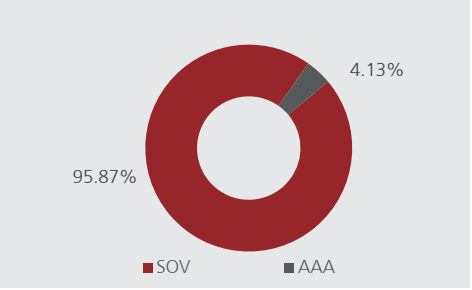

Sector Allocation as per National Industrial Classification 2008

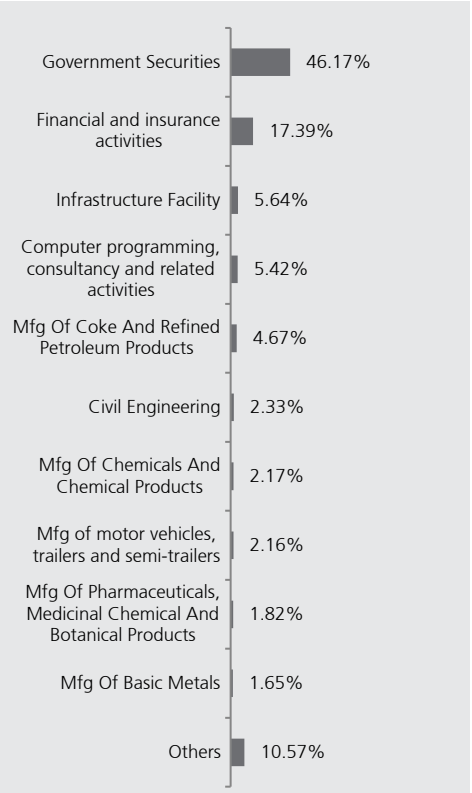

IndusInd Nippon Life

INVESTMENT INSIGHT

Life Growth Plus Fund 1 (ULIF00809/04/07LGRWTPLS01121)

Fund Report as on 30th October 2026

Investment Objective

Provide, in the long term, returns which are significantly higher than the inflation rate, through high exposure to equity investments, while recognizing that there is some probability of negative returns in the short term. The risk appetite is 'moderate to high'.

Fund Details

Fund Manager: Mr. Ankit Ladhani (Equity) & Ms. Preety Kumari (Debt)
NAV as on 30th Oct 26: ₹ 48.3780
Inception Date: 01st March 2007
Benchmark: N.A
AUM as on 30th Oct 26: ₹ 4.91 Crs.
Modified Duration of Debt Portfolio: 4.74 years
YTM of Debt Portfolio: 7.39%

Asset Allocation

	Range (%)	Actual (%)
Equity	00-50	42
Gsec / Debt / MMI / Others	50-100	58

Returns

Period	Fund Returns	Index Returns
Last 1 Month	0.45%	-
Last 6 Months	-1.60%	-
Last 1 Year	-4.66%	-
Last 2 Years	0.39%	-
Last 3 Years	5.54%	-
Since Inception	8.34%	-

Note: Returns less than one year are absolute returns and more than one year compounded returns.

Past performance is not indicative of future performance

Portfolio

Name of Instrument	% to AUM
7.41% NABARD 18.07.2029 SR 20E	3.98%
Bonds/Debentures Total	**3.98%**
6.36 % GOI CG 16-02-2031	42.10%
7.24% GOI 18.08.2055	8.52%
Gilts Total	**50.62%**
HDFC BANK LTD.FV-2	4.10%
ICICI BANK LTD.FV-2	4.02%
RELIANCE INDUSTRIES LTD.	3.92%
BHARTI AIRTEL LIMITED	2.74%
STATE BANK OF INDIAFV-1	2.12%
LARSEN&TUBRO	1.98%
INFOSYS LIMITED	1.89%
AXIS BANK LIMITEDFV-2	1.59%
KOTAK MAHINDRA BANK LIMITED_FV5	1.51%
ITC - FV 1	1.16%
TATA CONSULTANCY SERVICES LTD.	1.12%
BAJAJ FINANCE LIMITED	1.10%
MAHINDRA & MAHINDRA LTD.-FV5	1.02%
TATA IRON & STEEL COMPANY LTD	0.87%
TITAN COMPANY LIMITED	0.82%
MARUTI UDYOG LTD.	0.81%
HCL TECHNOLOGIES LIMITED	0.80%
NTPC LIMITED	0.76%
TATA CONSUMER PRODUCTS LIMITED	0.76%
ASIAN PAINTS LIMITEDFV-1	0.69%
HINDUSTAN UNILEVER LIMITED	0.64%
BHARAT ELECTRONICS LIMITED	0.62%
ULTRATECH CEMCO LTD	0.56%
TECH MAHINDRA LIMITEDFV-5	0.55%
GRASIM INDUSTRIES LTD.	0.53%
POWER GRID CORP OF INDIA LTD	0.53%
JSW STEEL LIMITED	0.53%
BAJAJ AUTO LTD	0.53%
SUN PHARMACEUTICAL INDUSTRIES LTD.FV-1	0.50%
ONGCFV-5	0.44%
COAL INDIA LIMITED	0.41%
BAJAJ FINSERV LIMITED	0.40%
NESTLE INDIA LIMITED	0.39%
APOLLO HOSPITALS ENTERPRISE LIMITED	0.38%
CIPLA LTD.	0.27%
DR. REDDY LABORATORIES	0.26%
HERO MOTOCORP LIMITED	0.25%
WIPRO	0.25%
Equity Total	**41.83%**
Money Market Total	**2.77%**
Current Assets	**0.80%**
Total	**100.00%**

AUM (in ₹ crs.)

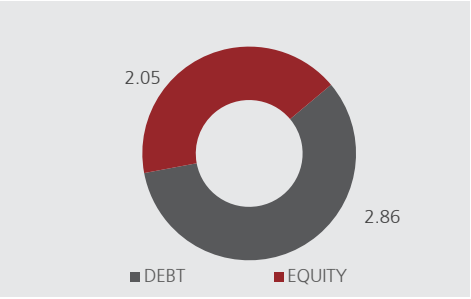

Rating Profile

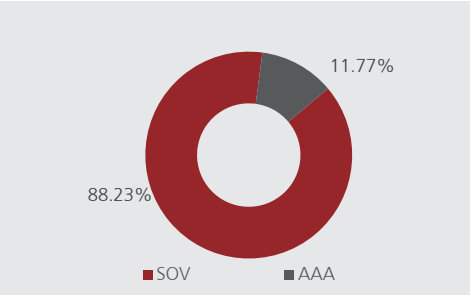

Sector Allocation as per National Industrial Classification 2008

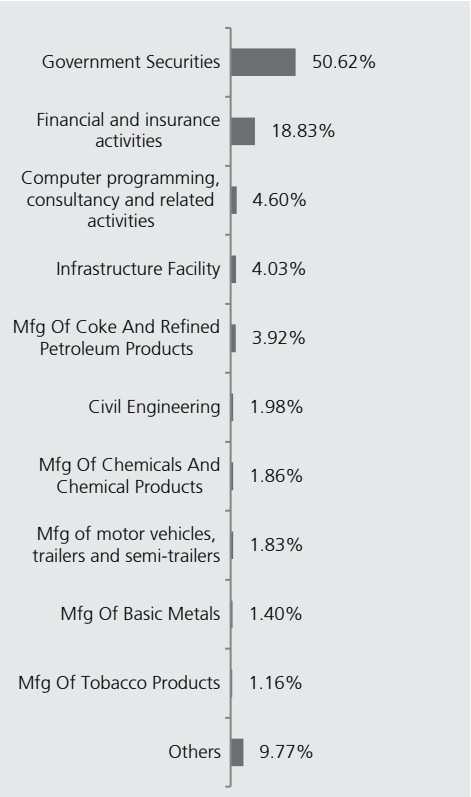

IndusInd Nippon Life

INVESTMENT INSIGHT

Health Growth Plus Fund 1 (ULIF01401/02/08HGRWTPLS01121)

Fund Report as on 30th October 2026

Investment Objective

Provide in the long term, returns which are significantly higher than the inflation rate, through high exposure to equity investments, while recognizing that there is some probability of negative returns in the short term. The risk appetite is 'moderate to high'.

Fund Details

Fund Manager: Mr. Ankit Ladhani (Equity) & Ms. Preety Kumari (Debt)
NAV as on 30th Oct 26: ₹ 40.0182
Inception Date: 27th February 2008
Benchmark: CRISIL Composite Bond Index: 50%; Sensex 50: 50%
AUM as on 30th Oct 26: ₹ 0.38 Crs.
Modified Duration of Debt Portfolio: 4.54 years
YTM of Debt Portfolio: 7.28%

Asset Allocation

	Range (%)	Actual (%)
Equity	00-50	34
Gsec / Debt / MMI / Others	50-100	66

Returns

Period	Fund Returns	Index Returns
Last 1 Month	-0.09%	0.59%
Last 6 Months	-1.31%	-0.98%
Last 1 Year	-2.87%	-3.74%
Last 2 Years	1.60%	1.31%
Last 3 Years	6.63%	6.71%
Since Inception	7.70%	8.38%

Note: Returns less than one year are absolute returns and more than one year compounded returns.

Past performance is not indicative of future performance

Portfolio

Name of Instrument	% to AUM
6.36 % GOI CG 16-02-2031	54.65%
7.24% GOI 18.08.2055	7.31%
Gilts Total	**61.97%**
HDFC BANK LTD.FV-2	2.53%
AXIS BANK LIMITEDFV-2	2.30%
ICICI BANK LTD.FV-2	2.13%
RELIANCE INDUSTRIES LTD.	1.89%
BHARTI AIRTEL LIMITED	1.45%
STATE BANK OF INDIAFV-1	1.26%
BAJAJ FINANCE LIMITED	1.08%
INDUS TOWERS LIMITED	1.08%
LARSEN&TUBRO	1.02%
BHARAT ELECTRONICS LIMITED	1.01%
TECH MAHINDRA LIMITEDFV-5	0.99%
TATA IRON & STEEL COMPANY LTD	0.96%
HCL TECHNOLOGIES LIMITED	0.94%
ULTRATECH CEMCO LTD	0.87%
GRASIM INDUSTRIES LTD.	0.86%
POWER GRID CORP OF INDIA LTD	0.85%
SUN PHARMACEUTICAL INDUSTRIES LTD.FV-1	0.84%
MAHINDRA & MAHINDRA LTD.-FV5	0.82%
TITAN COMPANY LIMITED	0.81%
TATA CONSULTANCY SERVICES LTD.	0.79%
KOTAK MAHINDRA BANK LIMITED_FV5	0.79%
JSW STEEL LIMITED	0.75%
INFOSYS LIMITED	0.75%
HINDUSTAN UNILEVER LIMITED	0.73%
ONGCFV-5	0.72%
COAL INDIA LIMITED	0.67%
TATA CONSUMER PRODUCTS LIMITED	0.67%
BAJAJ FINSERV LIMITED	0.66%
NESTLE INDIA LIMITED	0.64%
MARUTI UDYOG LTD.	0.60%
ASIAN PAINTS LIMITEDFV-1	0.49%
CIPLA LTD.	0.47%
HERO MOTOCORP LIMITED	0.41%
WIPRO	0.35%
NTPC LIMITED	0.35%
BHARAT PETROLEUM CORP. LTD.	0.30%
Equity Total	**33.81%**
Money Market	**3.33%**
Current Assets	**0.89%**
Total	**100.00%**

AUM (in ₹ crs.)

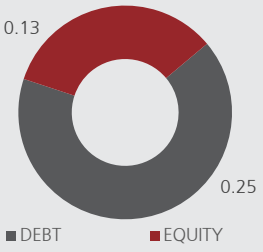

Rating Profile

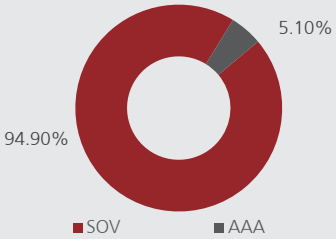

Sector Allocation as per National Industrial Classification 2008

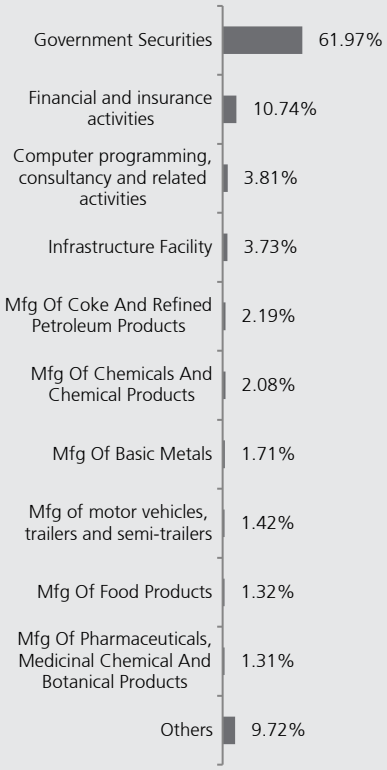

IndusInd Nippon Life

INVESTMENT INSIGHT

Life Growth Fund 1 (ULIF00428/07/04LGROWTHF01121)

Fund Report as on 30th October 2026

Investment Objective

The investment objective of the fund is to provide investment returns that exceed the rate of inflation in the long term while maintaining moderate probability of negative returns in the short term. The risk appetite is defined as 'moderate'.

Fund Details

Fund Manager: Mr. Ankit Ladhani (Equity) & Ms. Preety Kumari (Debt)
NAV as on 30th Oct 26: ₹ 58.7864
Inception Date: 9th August 2004
Benchmark: N.A
AUM as on 30th Oct 26: ₹ 6.11 Crs.
Modified Duration of Debt Portfolio: 4.42 years
YTM of Debt Portfolio: 7.52%

Asset Allocation

	Range (%)	Actual (%)
Equity	00-40	37
Gsec / Debt	00-100	60
MMI / Others	00-100	3

Returns

Period	Fund Returns	Index Returns
Last 1 Month	0.39%	-
Last 6 Months	-1.39%	-
Last 1 Year	-3.97%	-
Last 2 Years	0.60%	-
Last 3 Years	4.97%	-
Since Inception	8.29%	-

Note: Returns less than one year are absolute returns and more than one year compounded returns.

Past performance is not indicative of future performance

Portfolio

Name of Instrument	% to AUM
7.41% NABARD 18.07.2029 SR 20E	4.80%
Bonds/Debentures Total	**4.80%**
6.36 % GOI CG 16-02-2031	38.15%
7.18% TAMILNADU SDL 27.08.2036	16.21%
6.94% GOI CG 11-05-2036	1.01%
Gilts Total	**55.37%**
HDFC BANK LTD.FV-2	3.80%
ICICI BANK LTD.FV-2	3.76%
RELIANCE INDUSTRIES LTD.	3.67%
BHARTI AIRTEL LIMITED	2.56%
INFOSYS LIMITED	1.77%
LARSEN&TUBRO	1.67%
AXIS BANK LIMITEDFV-2	1.50%
STATE BANK OF INDIAFV-1	1.44%
KOTAK MAHINDRA BANK LIMITED_FV5	1.41%
ITC - FV 1	1.10%
TATA CONSULTANCY SERVICES LTD.	1.05%
BAJAJ FINANCE LIMITED	1.03%
MAHINDRA & MAHINDRA LTD.-FV5	0.80%
TITAN COMPANY LIMITED	0.78%
HCL TECHNOLOGIES LIMITED	0.75%
NTPC LIMITED	0.71%
ASIAN PAINTS LIMITEDFV-1	0.64%
BHARAT ELECTRONICS LIMITED	0.58%
MARUTI UDYOG LTD.	0.56%
TATA CONSUMER PRODUCTS LIMITED	0.53%
ULTRATECH CEMCO LTD	0.52%
TECH MAHINDRA LIMITEDFV-5	0.52%
GRASIM INDUSTRIES LTD.	0.50%
POWER GRID CORP OF INDIA LTD	0.50%
JSW STEEL LIMITED	0.49%
SUN PHARMACEUTICAL INDUSTRIES LTD.FV-1	0.49%
HINDUSTAN UNILEVER LIMITED	0.45%
TATA IRON & STEEL COMPANY LTD	0.44%
COAL INDIA LIMITED	0.39%
BAJAJ FINSERV LIMITED	0.38%
NESTLE INDIA LIMITED	0.37%
JIO FINANCIAL SERVICES LIMITED	0.36%
APOLLO HOSPITALS ENTERPRISE LIMITED	0.36%
BAJAJ AUTO LTD	0.29%
HERO MOTOCORP LIMITED	0.24%
WIPRO	0.23%
DR. REDDY LABORATORIES	0.22%
CIPLA LTD.	0.21%
BHARAT PETROLEUM CORP. LTD.	0.19%
ONGCFV-5	0.18%
Equity Total	**37.46%**
Money Market Total	**1.50%**
Current Assets	**0.88%**
Total	**100.00%**

AUM (in ₹ crs.)

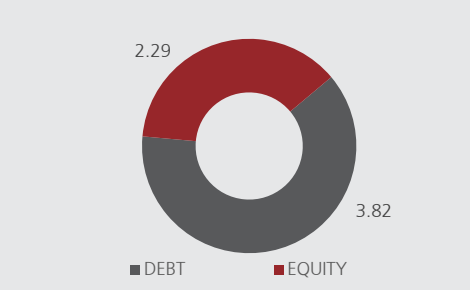

Rating Profile

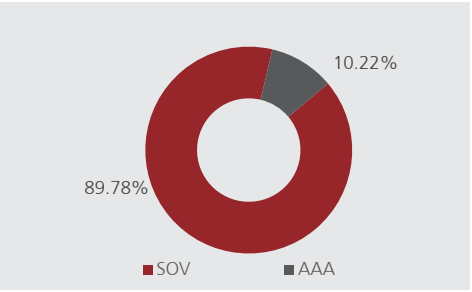

Sector Allocation as per National Industrial Classification 2008

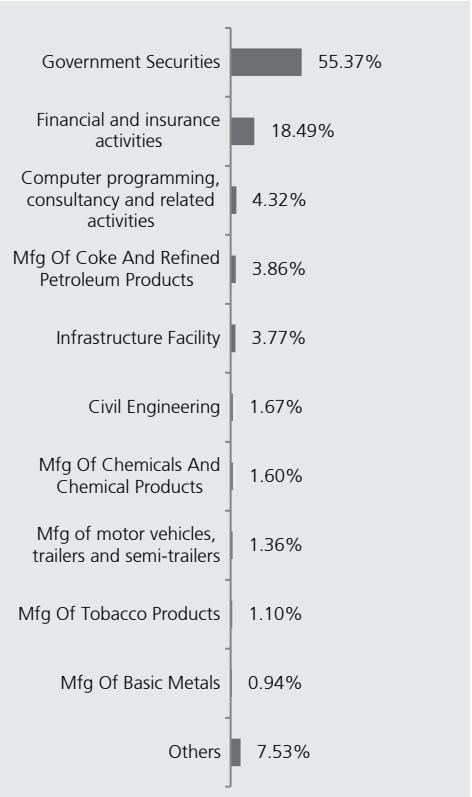

IndusInd Nippon Life

INVESTMENT INSIGHT

Life Growth Fund 2 (ULIF01102/11/07LGROWTHF02121)

Fund Report as on 30th October 2026

Investment Objective

The investment objective of the fund is to provide investment returns that exceed the rate of inflation in the long term while maintaining moderate probability of negative returns in the short term. The risk appetite is defined as 'moderate'.

Fund Details

Fund Manager: Mr. Ankit Ladhani (Equity) & Ms. Preety Kumari (Debt)
NAV as on 30th Oct 26: ₹ 37.4839
Inception Date: 29th November 2007
Benchmark: CRISIL Composite Bond Index: 60%; Sensex 50: 40%
AUM as on 30th Oct 26: ₹ 7.29 Crs.
Modified Duration of Debt Portfolio: 5.04 years
YTM of Debt Portfolio: 7.59%

Asset Allocation

	Range (%)	Actual (%)
Equity	00-40	38
Gsec / Debt	00-100	60
MMI / Others	00-100	2

Returns

Period	Fund Returns	Index Returns
Last 1 Month	0.33%	0.33%
Last 6 Months	-1.15%	-0.48%
Last 1 Year	-3.51%	-2.51%
Last 2 Years	1.12%	2.04%
Last 3 Years	5.66%	6.69%
Since Inception	7.23%	8.10%

Note: Returns less than one year are absolute returns and more than one year compounded returns.

Past performance is not indicative of future performance

Portfolio

Name of Instrument	% to AUM
7.41% NABARD 18.07.2029 SR 20E	5.36%
Bonds/Debentures Total	**5.36%**
6.36 % GOI CG 16-02-2031	33.15%
7.18% TAMILNADU SDL 27.08.2036	16.82%
7.24% GOI 18.08.2055	5.10%
Gilts Total	**55.07%**
HDFC BANK LTD.FV-2	3.60%
ICICI BANK LTD.FV-2	3.52%
RELIANCE INDUSTRIES LTD.	3.44%
BHARTI AIRTEL LIMITED	2.40%
STATE BANK OF INDIAFV-1	2.10%
LARSEN&TUBRO	1.73%
INFOSYS LIMITED	1.66%
AXIS BANK LIMITEDFV-2	1.40%
KOTAK MAHINDRA BANK LIMITED_FV5	1.32%
ITC - FV 1	1.06%
TATA CONSULTANCY SERVICES LTD.	0.98%
BAJAJ FINANCE LIMITED	0.96%
MAHINDRA & MAHINDRA LTD.-FV5	0.90%
MARUTI UDYOG LTD.	0.77%
TATA IRON & STEEL COMPANY LTD	0.76%
TITAN COMPANY LIMITED	0.75%
HCL TECHNOLOGIES LIMITED	0.70%
NTPC LIMITED	0.66%
TATA CONSUMER PRODUCTS LIMITED	0.64%
INDUS TOWERS LIMITED	0.62%
ASIAN PAINTS LIMITEDFV-1	0.60%
HINDUSTAN UNILEVER LIMITED	0.58%
BHARAT ELECTRONICS LIMITED	0.55%
ULTRATECH CEMCO LTD	0.50%
TECH MAHINDRA LIMITEDFV-5	0.49%
SUN PHARMACEUTICAL INDUSTRIES LTD.FV-1	0.48%
GRASIM INDUSTRIES LTD.	0.48%
POWER GRID CORP OF INDIA LTD	0.46%
JSW STEEL LIMITED	0.46%
BAJAJ AUTO LTD	0.44%
COAL INDIA LIMITED	0.36%
NESTLE INDIA LIMITED	0.36%
BAJAJ FINSERV LIMITED	0.35%
APOLLO HOSPITALS ENTERPRISE LIMITED	0.35%
CIPLA LTD.	0.29%
DR. REDDY LABORATORIES	0.25%
HERO MOTOCORP LIMITED	0.23%
WIPRO	0.22%
BHARAT PETROLEUM CORP. LTD.	0.18%
Equity Total	**37.61%**
Money Market Total	**1.08%**
Current Assets	**0.88%**
Total	**100.00%**

AUM (in ₹ crs.)

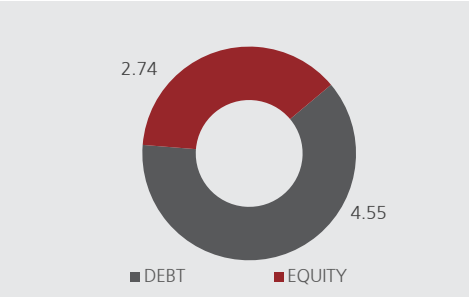

Rating Profile

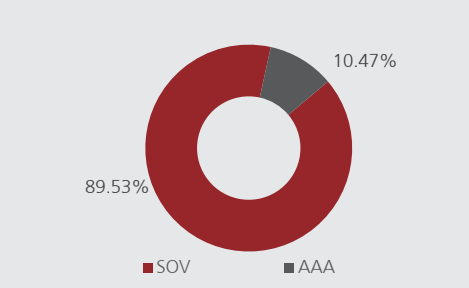

Sector Allocation as per National Industrial Classification 2008

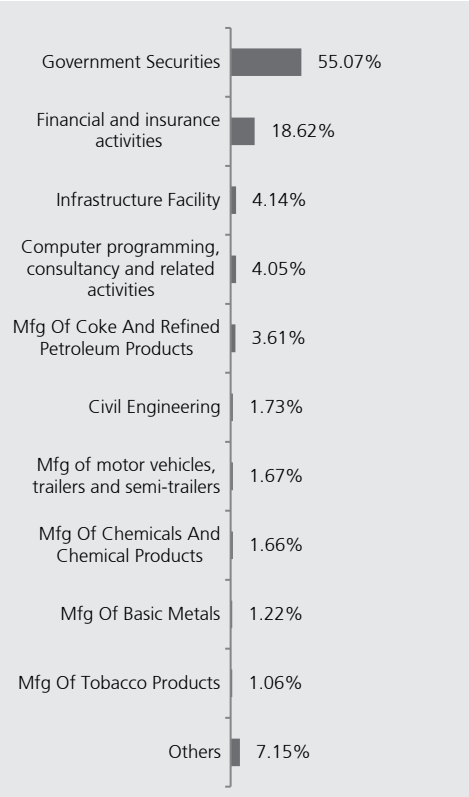

IndusInd Nippon Life

INVESTMENT INSIGHT

Pension Growth Fund 1 (ULIF03304/12/08PGROWTHF01121)

Fund Report as on 30th October 2026

Investment Objective

The investment objective of the fund is to provide investment returns that exceed the rate of inflation in the long term while maintaining moderate probability of negative returns in the short term. The risk appetite is defined as 'moderate'.

Fund Details

Fund Manager: Mr. Ankit Ladhani (Equity) & Ms. Preety Kumari (Debt)
NAV as on 30th Oct 26: ₹ 46.6719
Inception Date: 12th March 2007
Benchmark: CRISIL Composite Bond Index: 60%; Sensex 50: 40%
AUM as on 30th Oct 26: ₹ 3.96 Crs.
Modified Duration of Debt Portfolio: 4.62 years
YTM of Debt Portfolio: 7.48%

Asset Allocation

	Range (%)	Actual (%)
Equity	00-40	37
Gsec / Debt	00-100	60
MMI / Others	00-100	3

Returns

Period	Fund Returns	Index Returns
Last 1 Month	0.25%	0.33%
Last 6 Months	-1.48%	-0.48%
Last 1 Year	-4.37%	-2.51%
Last 2 Years	0.31%	2.04%
Last 3 Years	4.87%	6.69%
Since Inception	8.16%	8.94%

Note: Returns less than one year are absolute returns and more than one year compounded returns.

Past performance is not indicative of future performance

Portfolio

Name of Instrument	% to AUM
7.41% NABARD 18.07.2029 SR 20E	4.93%
Bonds/Debentures Total	**4.93%**
6.36 % GOI CG 16-02-2031	40.50%
7.18% TAMILNADU SDL 27.08.2036	10.07%
7.24% GOI 18.08.2055	4.22%
6.94% GOI CG 11-05-2036	0.59%
Gilts Total	**55.38%**
HDFC BANK LTD.FV-2	3.56%
ICICI BANK LTD.FV-2	3.48%
RELIANCE INDUSTRIES LTD.	3.40%
BHARTI AIRTEL LIMITED	2.37%
STATE BANK OF INDIAFV-1	1.92%
LARSEN&TUBRO	1.71%
INFOSYS LIMITED	1.64%
AXIS BANK LIMITEDFV-2	1.39%
KOTAK MAHINDRA BANK LIMITED_FV5	1.30%
ITC - FV 1	1.07%
TATA CONSULTANCY SERVICES LTD.	0.97%
BAJAJ FINANCE LIMITED	0.95%
MAHINDRA & MAHINDRA LTD.-FV5	0.89%
TATA IRON & STEEL COMPANY LTD	0.75%
TITAN COMPANY LIMITED	0.75%
MARUTI UDYOG LTD.	0.75%
HCL TECHNOLOGIES LIMITED	0.69%
NTPC LIMITED	0.66%
TATA CONSUMER PRODUCTS LIMITED	0.63%
ASIAN PAINTS LIMITEDFV-1	0.60%
HINDUSTAN UNILEVER LIMITED	0.58%
BHARAT ELECTRONICS LIMITED	0.54%
ULTRATECH CEMCO LTD	0.50%
TECH MAHINDRA LIMITEDFV-5	0.50%
GRASIM INDUSTRIES LTD.	0.48%
SUN PHARMACEUTICAL INDUSTRIES LTD.FV-1	0.47%
POWER GRID CORP OF INDIA LTD	0.46%
JSW STEEL LIMITED	0.45%
BAJAJ AUTO LTD	0.44%
ONGCFV-5	0.40%
COAL INDIA LIMITED	0.36%
NESTLE INDIA LIMITED	0.36%
BAJAJ FINSERV LIMITED	0.35%
APOLLO HOSPITALS ENTERPRISE LIMITED	0.34%
CIPLA LTD.	0.24%
HERO MOTOCORP LIMITED	0.22%
WIPRO	0.21%
BHARAT PETROLEUM CORP. LTD.	0.18%
Equity Total	**36.56%**
Money Market Total	**2.24%**
Current Assets	**0.88%**
Total	**100.00%**

AUM (in ₹ crs.)

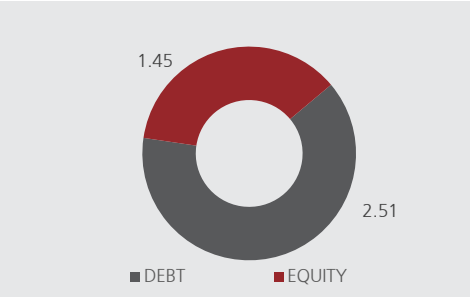

Rating Profile

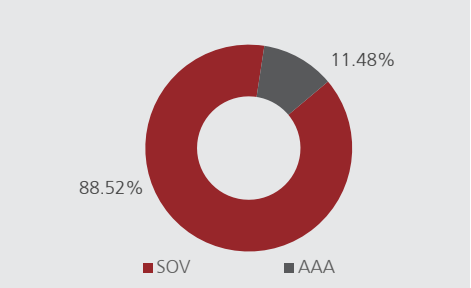

Sector Allocation as per National Industrial Classification 2008

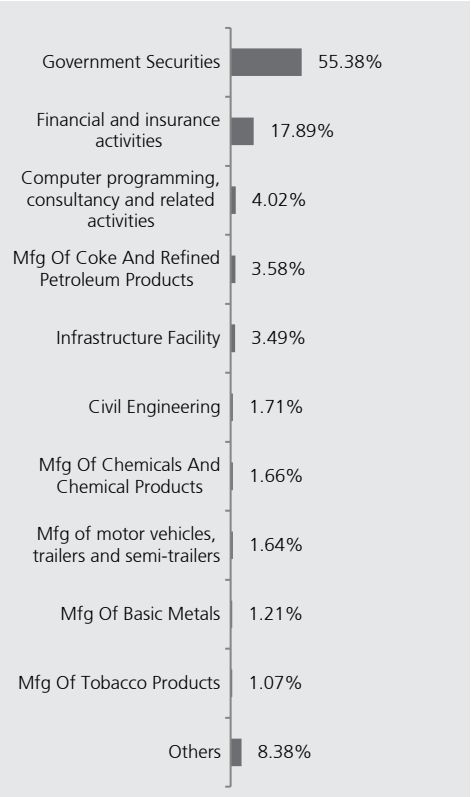

IndusInd Nippon Life

INVESTMENT INSIGHT

Pension Growth Fund 2 (ULIF05001/01/10PGROWTHF02121)

Fund Report as on 30th October 2026

Investment Objective

The investment objective of the fund is to provide investment returns that exceed the rate of inflation in the long term while maintaining moderate probability of negative returns in the short term. The risk appetite is defined as 'moderate'.

Fund Details

Fund Manager: Mr. Ankit Ladhani (Equity) & Ms. Preety Kumari (Debt)
NAV as on 30th Oct 26: ₹ 34.3158
Inception Date: 11th January 2010
Benchmark: CRISIL Composite Bond Index: 60%; Sensex 50: 40%
AUM as on 30th Oct 26: ₹ 0.80 Crs.
Modified Duration of Debt Portfolio: 3.64 years
YTM of Debt Portfolio: 7.20%

Asset Allocation

	Range (%)	Actual (%)
Equity	00-40	34
Gsec / Debt	00-100	62
MMI / Others	00-100	4

Returns

Period	Fund Returns	Index Returns
Last 1 Month	0.23%	0.33%
Last 6 Months	-0.88%	-0.48%
Last 1 Year	-3.33%	-2.51%
Last 2 Years	1.15%	2.04%
Last 3 Years	5.61%	6.69%
Since Inception	7.61%	8.47%

Note: Returns less than one year are absolute returns and more than one year compounded returns.

Past performance is not indicative of future performance

Portfolio

Name of Instrument	% to AUM
6.36 % GOI CG 16-02-2031	62.18%
Gilts Total	**62.18%**
ICICI BANK LTD.FV-2	2.30%
KOTAK MAHINDRA BANK LIMITED_FV5	2.22%
HDFC BANK LTD.FV-2	2.14%
RELIANCE INDUSTRIES LTD.	1.69%
BAJAJ FINANCE LIMITED	1.49%
BHARTI AIRTEL LIMITED	1.46%
STATE BANK OF INDIAFV-1	1.46%
INFOSYS LIMITED	1.13%
TECH MAHINDRA LIMITEDFV-5	1.08%
BHARAT ELECTRONICS LIMITED	1.01%
MARUTI UDYOG LTD.	1.00%
TATA CONSUMER PRODUCTS LIMITED	0.94%
AXIS BANK LIMITEDFV-2	0.93%
NTPC LIMITED	0.93%
ITC - FV 1	0.93%
ONGCFV-5	0.87%
HCL TECHNOLOGIES LIMITED	0.84%
SUN PHARMACEUTICAL INDUSTRIES LTD.FV-1	0.83%
POWER GRID CORP OF INDIA LTD	0.75%
LARSEN&TUBRO	0.73%
MAHINDRA & MAHINDRA LTD.-FV5	0.71%
JSW STEEL LIMITED	0.71%
HINDUSTAN UNILEVER LIMITED	0.70%
BAJAJ AUTO LTD	0.65%
TATA CONSULTANCY SERVICES LTD.	0.60%
BAJAJ FINSERV LIMITED	0.59%
NESTLE INDIA LIMITED	0.59%
ASIAN PAINTS LIMITEDFV-1	0.58%
COAL INDIA LIMITED	0.54%
CIPLA LTD.	0.54%
APOLLO HOSPITALS ENTERPRISE LIMITED	0.53%
TATA IRON & STEEL COMPANY LTD	0.47%
TITAN COMPANY LIMITED	0.45%
DR. REDDY LABORATORIES	0.43%
ULTRATECH CEMCO LTD	0.42%
GRASIM INDUSTRIES LTD.	0.38%
WIPRO	0.13%
Equity Total	**33.77%**
Money Market Total	**3.19%**
Current Assets	**0.86%**
Total	**100.00%**

AUM (in ₹ crs.)

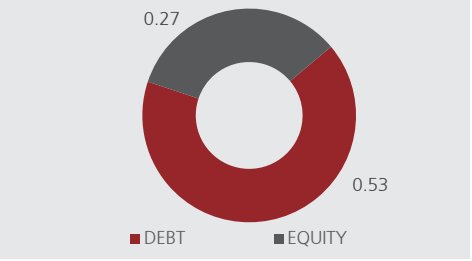

Rating Profile

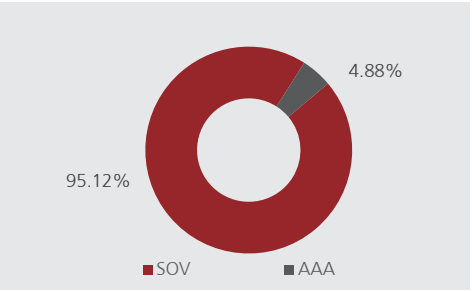

Sector Allocation as per National Industrial Classification 2008

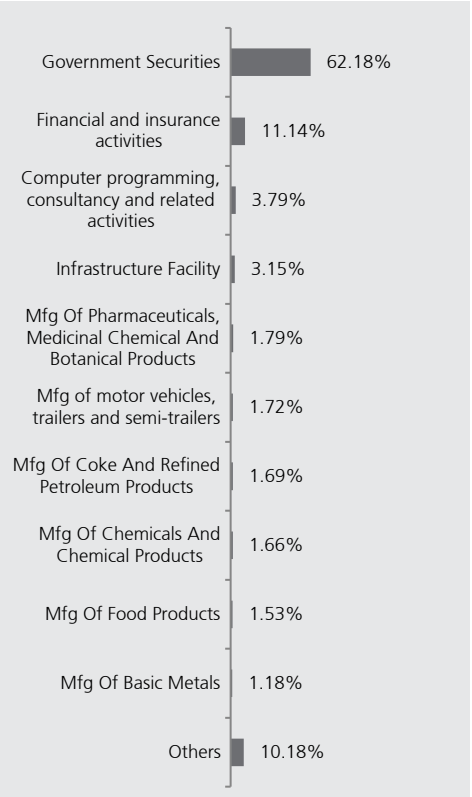

IndusInd Nippon Life

INVESTMENT INSIGHT

Pension Balanced Fund 1 (ULIF03104/12/08PBALANCE01121)

Fund Report as on 30th October 2026

Investment Objective

The investment objective of the fund is to provide investment returns that exceed the rate of inflation in the long term while maintaining a low probability of negative returns in the short term. The risk appetite is defined as 'low to moderate'.

Fund Details

Fund Manager: Mr. Ankit Ladhani (Equity) & Ms. Preety Kumari (Debt)
NAV as on 30th Oct 26: ₹ 49.5577
Inception Date: 13th February 2006
Benchmark: CRISIL Composite Bond Index: 80%; Sensex 50: 20%
AUM as on 30th Oct 26: ₹ 9.57 Crs.
Modified Duration of Debt Portfolio: 4.78 years
YTM of Debt Portfolio: 7.38%

Asset Allocation

	Range (%)	Actual (%)
Equity	00-20	17
Gsec / Debt	00-100	81
MMI / Others	00-100	2

Returns

Period	Fund Returns	Index Returns
Last 1 Month	-0.39%	-0.19%
Last 6 Months	-0.41%	0.51%
Last 1 Year	-1.38%	-0.07%
Last 2 Years	2.04%	3.44%
Last 3 Years	5.30%	6.58%
Since Inception	7.20%	8.12%

Note: Returns less than one year are absolute returns and more than one year compounded returns.

Past performance is not indicative of future performance

Portfolio

Name of Instrument	% to AUM
7.41% NABARD 18.07.2029 SR 20E	5.11%
Bonds/Debentures Total	**5.11%**
6.36 % GOI CG 16-02-2031	59.62%
7.24% GOI 18.08.2055	10.97%
6.94% GOI CG 11-05-2036	5.05%
Gilts Total	**75.64%**
RELIANCE INDUSTRIES LTD.	1.58%
HDFC BANK LTD.FV-2	1.56%
ICICI BANK LTD.FV-2	1.31%
BHARTI AIRTEL LIMITED	1.11%
LARSEN&TUBRO	0.80%
INFOSYS LIMITED	0.73%
STATE BANK OF INDIAFV-1	0.73%
KOTAK MAHINDRA BANK LIMITED_FV5	0.68%
AXIS BANK LIMITEDFV-2	0.65%
MAHINDRA & MAHINDRA LTD.-FV5	0.46%
TATA CONSULTANCY SERVICES LTD.	0.45%
BAJAJ FINANCE LIMITED	0.44%
ITC - FV 1	0.38%
ASIAN PAINTS LIMITEDFV-1	0.37%
TATA IRON & STEEL COMPANY LTD	0.36%
TITAN COMPANY LIMITED	0.35%
SUN PHARMACEUTICAL INDUSTRIES LTD.FV-1	0.33%
TECH MAHINDRA LIMITEDFV-5	0.30%
HCL TECHNOLOGIES LIMITED	0.29%
NTPC LIMITED	0.28%
HINDUSTAN UNILEVER LIMITED	0.26%
INDUS TOWERS LIMITED	0.26%
MARUTI UDYOG LTD.	0.26%
BHARAT ELECTRONICS LIMITED	0.25%
ADANI PORTS AND SPECIAL ECONOMIC ZONE LIMITED	0.25%
JSW STEEL LIMITED	0.22%
ULTRATECH CEMCO LTD	0.22%
POWER GRID CORP OF INDIA LTD	0.21%
GRASIM INDUSTRIES LTD.	0.21%
CIPLA LTD.	0.20%
ONGCFV-5	0.20%
BAJAJ AUTO LTD	0.18%
TATA CONSUMER PRODUCTS LIMITED	0.18%
EICHER MOTORS LIMITED	0.17%
NESTLE INDIA LIMITED	0.17%
COAL INDIA LIMITED	0.17%
APOLLO HOSPITALS ENTERPRISE LIMITED	0.14%
BAJAJ FINSERV LIMITED	0.14%
BHARAT PETROLEUM CORP. LTD.	0.13%
HERO MOTOCORP LIMITED	0.10%
WIPRO	0.09%
Equity Total	**17.20%**
Money Market Total	**0.79%**
Current Assets	**1.26%**
Total	**100.00%**

AUM (in ₹ crs.)

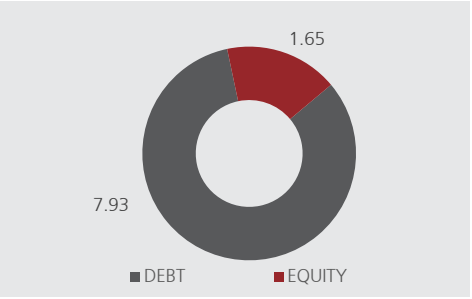

Rating Profile

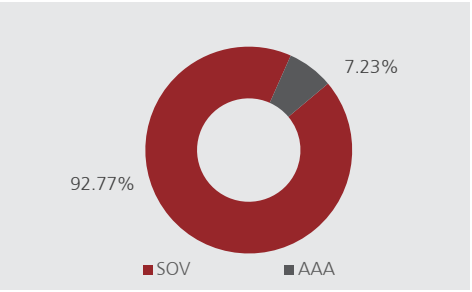

Sector Allocation as per National Industrial Classification 2008

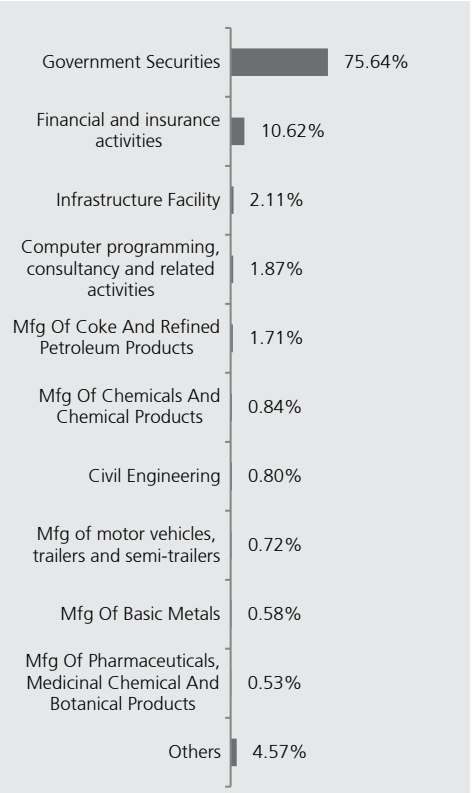

IndusInd Nippon Life

INVESTMENT INSIGHT

Pension Balanced Fund 2 (ULIF04801/01/10PBALANCE02121)

Fund Report as on 30th October 2026

Investment Objective

The investment objective of the fund is to provide investment returns that exceed the rate of inflation in the long term while maintaining a low probability of negative returns in the short term. The risk appetite is defined as 'low to moderate'.

Fund Details

Fund Manager: Mr. Ankit Ladhani (Equity) & Ms. Preety Kumari (Debt)
NAV as on 30th Oct 26: ₹ 31.0561
Inception Date: 11th January 2010
Benchmark: CRISIL Composite Bond Index: 80%; Sensex 50: 20%
AUM as on 30th Oct 26: ₹ 1.99 Crs.
Modified Duration of Debt Portfolio: 4.50 years
YTM of Debt Portfolio: 7.27%

Asset Allocation

	Range (%)	Actual (%)
Equity	00-20	17
Gsec / Debt	00-100	79
MMI / Others	00-100	4

Returns

Period	Fund Returns	Index Returns
Last 1 Month	-0.30%	-0.19%
Last 6 Months	-0.11%	0.51%
Last 1 Year	-1.48%	-0.07%
Last 2 Years	2.05%	3.44%
Last 3 Years	5.34%	6.58%
Since Inception	6.97%	8.00%

Note: Returns less than one year are absolute returns and more than one year compounded returns.

Past performance is not indicative of future performance

Portfolio

Name of Instrument	% to AUM
6.36 % GOI CG 16-02-2031	70.23%
7.24% GOI 18.08.2055	8.89%
Gilts Total	**79.13%**
RELIANCE INDUSTRIES LTD.	1.63%
HDFC BANK LTD.FV-2	1.60%
ICICI BANK LTD.FV-2	1.34%
BHARTI AIRTEL LIMITED	1.13%
LARSEN&TUBRO	0.82%
INFOSYS LIMITED	0.76%
STATE BANK OF INDIAFV-1	0.75%
KOTAK MAHINDRA BANK LIMITED_FV5	0.67%
AXIS BANK LIMITEDFV-2	0.67%
MAHINDRA & MAHINDRA LTD.-FV5	0.47%
TATA CONSULTANCY SERVICES LTD.	0.47%
ASIAN PAINTS LIMITEDFV-1	0.39%
ITC - FV 1	0.38%
TITAN COMPANY LIMITED	0.36%
TATA IRON & STEEL COMPANY LTD	0.35%
SUN PHARMACEUTICAL INDUSTRIES LTD.FV-1	0.33%
BAJAJ FINANCE LIMITED	0.33%
TECH MAHINDRA LIMITEDFV-5	0.31%
HCL TECHNOLOGIES LIMITED	0.30%
MARUTI UDYOG LTD.	0.29%
NTPC LIMITED	0.28%
INDUS TOWERS LIMITED	0.27%
HINDUSTAN UNILEVER LIMITED	0.26%
BAJAJ AUTO LTD	0.26%
BHARAT ELECTRONICS LIMITED	0.26%
ADANI PORTS AND SPECIAL ECONOMIC ZONE LIMITED	0.25%
ULTRATECH CEMCO LTD	0.22%
JSW STEEL LIMITED	0.22%
POWER GRID CORP OF INDIA LTD	0.22%
GRASIM INDUSTRIES LTD.	0.21%
ONGCFV-5	0.20%
EICHER MOTORS LIMITED	0.18%
TATA CONSUMER PRODUCTS LIMITED	0.17%
COAL INDIA LIMITED	0.17%
CIPLA LTD.	0.15%
BAJAJ FINSERV LIMITED	0.14%
APOLLO HOSPITALS ENTERPRISE LIMITED	0.13%
BHARAT PETROLEUM CORP. LTD.	0.12%
NESTLE INDIA LIMITED	0.12%
HERO MOTOCORP LIMITED	0.10%
DR. REDDY LABORATORIES	0.10%
WIPRO	0.10%
Equity Total	**17.48%**
Money Market Total	**2.30%**
Current Assets	**1.09%**
Total	**100.00%**

AUM (in ₹ crs.)

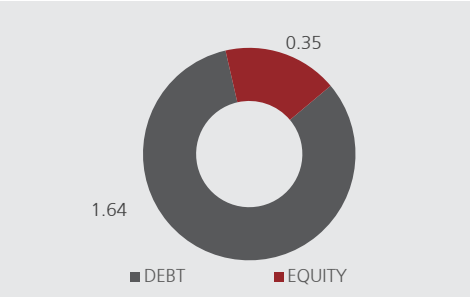

Rating Profile

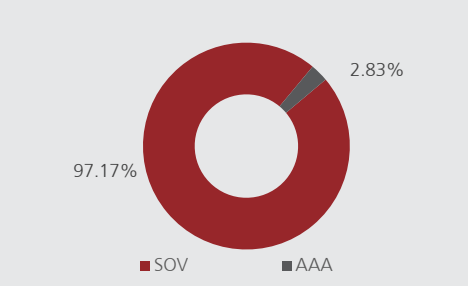

Sector Allocation as per National Industrial Classification 2008

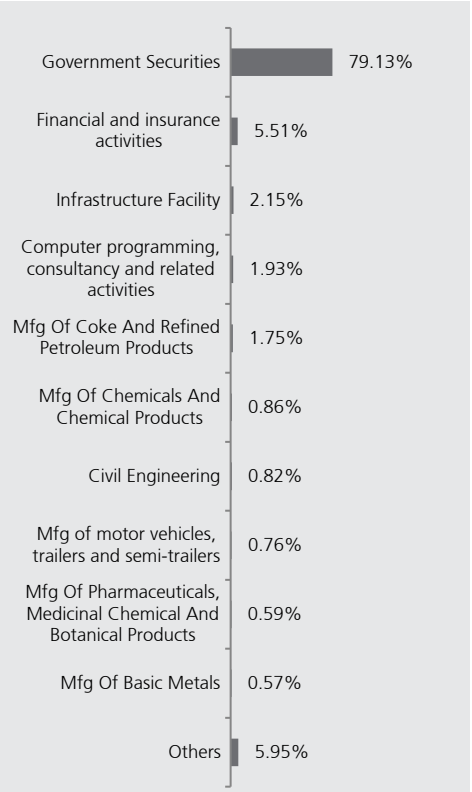

IndusInd Nippon Life

INVESTMENT INSIGHT

Life Gilt Fund 2 (ULIF03819/03/09LGILTFUN02121)

Fund Report as on 30th October 2026

Investment Objective

Provide returns that exceed the inflation rate, without taking any credit risk (sovereign risk only) and maintaining a low probability of negative return in the short term. The risk appetite is 'low to moderate'.

Fund Details

Fund Manager: Ms. Preety Kumari
NAV as on 30th Oct 26: ₹ 30.6299
Inception Date: 01st September 2010
Benchmark: CRISIL Dynamic Gilt Index
AUM as on 30th Oct 26: ₹ 0.20 Crs.
Modified Duration of Debt Portfolio: 8.05 years
YTM of Debt Portfolio: 7.57%

Asset Allocation

	Range (%)	Actual (%)
Gsec	00-100	94
MMI / Others	00-100	6

Returns

Period	Fund Returns	Index Returns
Last 1 Month	-1.14%	-1.11%
Last 6 Months	0.54%	0.51%
Last 1 Year	1.28%	0.95%
Last 2 Years	3.26%	3.97%
Last 3 Years	5.09%	6.30%
Since Inception	6.69%	7.26%

Note: Returns less than one year are absolute returns and more than one year compounded returns.

Past performance is not indicative of future performance

Portfolio

Name of Instrument	% to AUM
7.24% GOI 18.08.2055	47.21%
6.36 % GOI CG 16-02-2031	29.30%
6.94% GOI CG 11-05-2036	17.20%
Gilts Total	**93.71%**
Money Market Total	**4.53%**
Current Assets	**1.76%**
Total	**100.00%**

AUM (in ₹ crs.)



Rating Profile

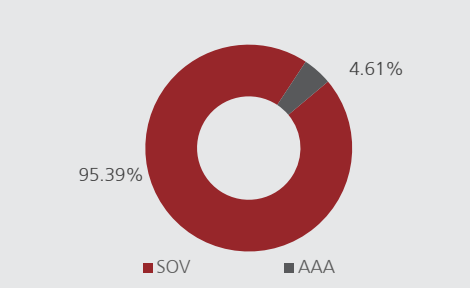

Sector Allocation as per National Industrial Classification 2008

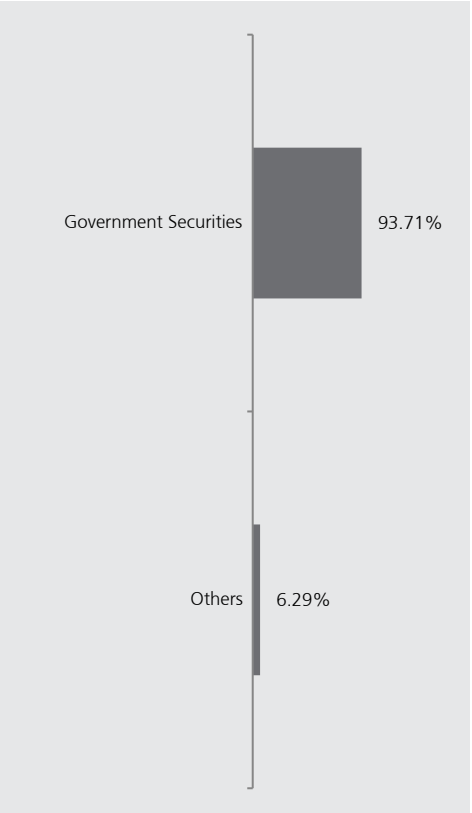

IndusInd Nippon Life

INVESTMENT INSIGHT

Health Gilt Fund 1 (ULIF01301/02/08HGILTFUN01121)

Fund Report as on 30th October 2026

Investment Objective

Provide returns that exceed the inflation rate, without taking any credit risk (sovereign risk only) and maintaining a low probability of negative return in the short term. The risk appetite is 'low to moderate'.

Fund Details

Fund Manager: Ms. Preety Kumari
NAV as on 30th Oct 26: ₹ 30.8224
Inception Date: 27th February 2008
Benchmark: CRISIL Dynamic Gilt Index
AUM as on 30th Oct 26: ₹ 0.21 Crs.
Modified Duration of Debt Portfolio: 7.97 years
YTM of Debt Portfolio: 7.56%

Asset Allocation

	Range (%)	Actual (%)
Gsec	00-100	95
MMI / Others	00-100	5

Returns

Period	Fund Returns	Index Returns
Last 1 Month	-1.17%	-1.11%
Last 6 Months	0.35%	0.51%
Last 1 Year	0.73%	0.95%
Last 2 Years	2.70%	3.97%
Last 3 Years	4.63%	6.30%
Since Inception	6.21%	7.26%

Note: Returns less than one year are absolute returns and more than one year compounded returns.

Past performance is not indicative of future performance

Portfolio

Name of Instrument	% to AUM
7.24% GOI 18.08.2055	44.51%
6.36 % GOI CG 16-02-2031	27.16%
6.94% GOI CG 11-05-2036	23.17%
Gilts Total	**94.84%**
Money Market Total	**3.28%**
Current Assets	**1.89%**
Total	**100.00%**

AUM (in ₹ crs.)



Rating Profile

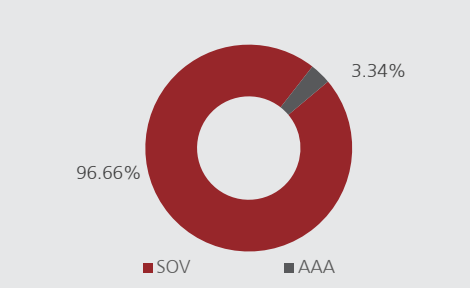

Sector Allocation as per National Industrial Classification 2008

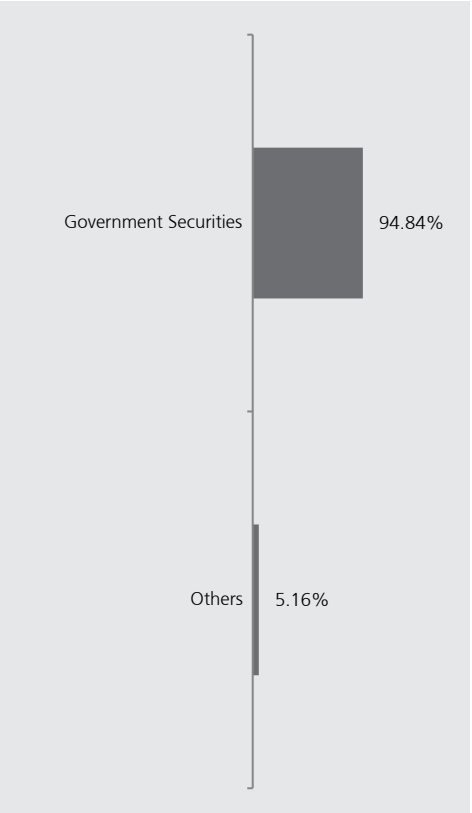

IndusInd Nippon Life

INVESTMENT INSIGHT

Life Capital Secure Fund 1 (ULIF00228/07/04LCAPTSEC01121)

Fund Report as on 30th October 2026

Investment Objective

Maintain the capital value of all contributions (net of charges) and all interest additions, at all times. The risk appetite is 'extremely low'.

Fund Details

Fund Manager: Ms. Preety Kumari
NAV as on 30th Oct 26: ₹ 33.3824
Inception Date: 9th August 2004
Benchmark: CRISIL 91 - days Treasury Bill Index
AUM as on 30th Oct 26: ₹ 1.08 Crs.
Modified Duration of Debt Portfolio: 0.17 years
YTM of Debt Portfolio: 5.27%

Asset Allocation

	Range (%)	Actual (%)
Debt / MMI / Others	00-100	100

Returns

Period	Fund Returns	Index Returns
Last 1 Month	0.32%	0.37%
Last 6 Months	1.98%	2.49%
Last 1 Year	4.00%	5.20%
Last 2 Years	4.25%	5.79%
Last 3 Years	4.58%	6.27%
Since Inception	5.57%	6.64%

Note: Returns less than one year are absolute returns and more than one year compounded returns.

Past performance is not indicative of future performance

Portfolio

Name of Instrument	% to AUM
Money Market Total	99.99%
Current Assets	0.01%
Total	100.00%

AUM (in ₹ crs.)



Rating Profile

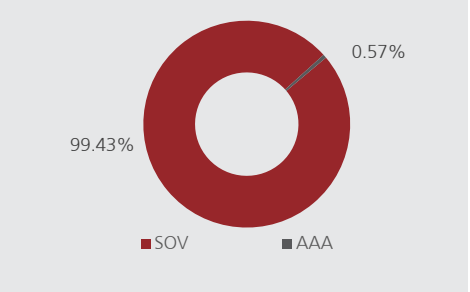

Sector Allocation as per National Industrial Classification 2008

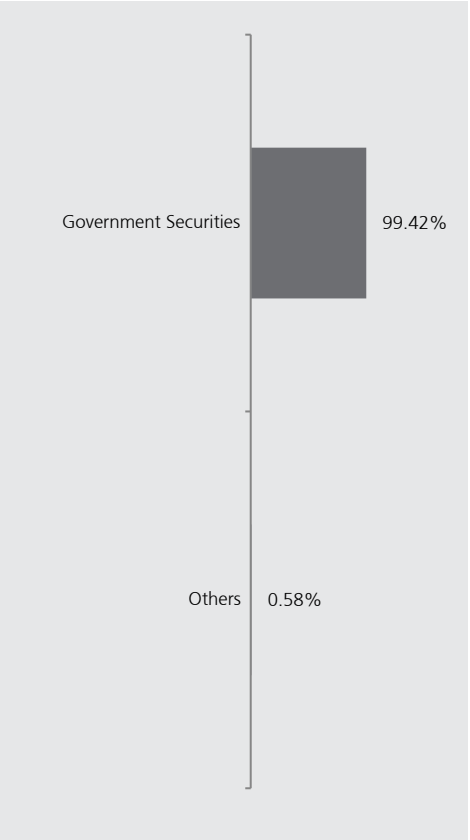

IndusInd Nippon Life

INVESTMENT INSIGHT

Pension Capital Secure Fund 1 (ULIF00501/11/06PCAPTSEC01121)

Fund Report as on 30th October 2026

Investment Objective

Maintain the capital value of all contributions (net of charges) and all interest additions, at all times. The risk appetite is 'extremely low'.

Fund Details

Fund Manager: Ms. Preety Kumari
NAV as on 30th Oct 26: ₹ 33.5934
Inception Date: 02nd February 2006
Benchmark: CRISIL 91-days Treasury Bill Index
AUM as on 30th Oct 26: ₹ 1.09 Crs.
Modified Duration of Debt Portfolio: 0.16 years
YTM of Debt Portfolio: 5.18%

Asset Allocation

	Range (%)	Actual (%)
Debt / MMI / Others	00-100	100

Returns

Period	Fund Returns	Index Returns
Last 1 Month	0.31%	0.37%
Last 6 Months	1.92%	2.49%
Last 1 Year	3.91%	5.20%
Last 2 Years	4.24%	5.79%
Last 3 Years	4.57%	6.27%
Since Inception	5.73%	6.75%

Note: Returns less than one year are absolute returns and more than one year compounded returns.

Past performance is not indicative of future performance

Portfolio

Name of Instrument	% to AUM
Money Market Total	99.99%
Current Assets	0.01%
Total	100.00%

AUM (in ₹ crs.)



Rating Profile

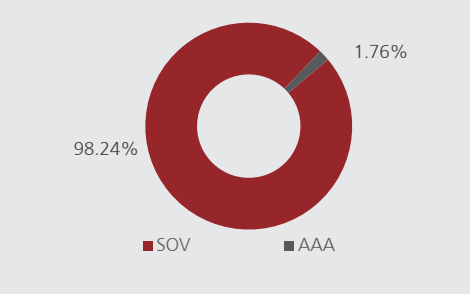

Sector Allocation as per National Industrial Classification 2008

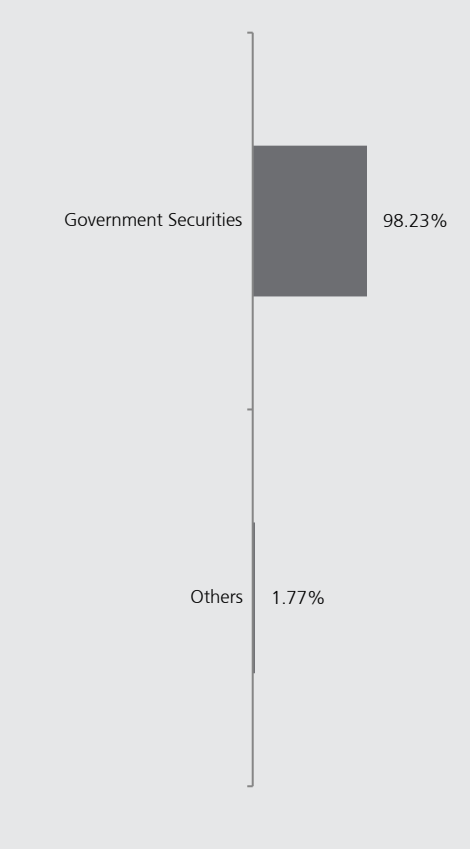

IndusInd Nippon Life

INVESTMENT INSIGHT

Life Corporate Bond Fund 2 (ULIF04020/08/09LCORBOND02121)

Fund Report as on 30th October 2026

Investment Objective

Provide returns that exceed the inflation rate, while taking some credit risk (through investments in corporate debt instruments) and maintaining a moderate probability of negative return in the short term. The risk appetite is 'low to moderate'.

Fund Details

Fund Manager: Ms. Preety Kumari
NAV as on 30th Oct 26: ₹ 33.5753
Inception Date: 20th August 2009
Benchmark: CRISIL Composite Bond Index: 100%
AUM as on 30th Oct 26: ₹ 0.49 Crs.
Modified Duration of Debt Portfolio: 7.96 years
YTM of Debt Portfolio: 7.57%

Asset Allocation

	Range (%)	Actual (%)
Gsec / Debt	00-100	95
MMI / Others	00-100	5

Returns

Period	Fund Returns	Index Returns
Last 1 Month	-1.04%	-0.71%
Last 6 Months	0.68%	1.49%
Last 1 Year	0.31%	2.37%
Last 2 Years	2.87%	4.81%
Last 3 Years	4.79%	6.41%
Since Inception	6.77%	7.04%

Note: Returns less than one year are absolute returns and more than one year compounded returns.

Past performance is not indicative of future performance

Portfolio

Name of Instrument	% to AUM
7.24% GOI 18.08.2055	53.54%
6.36 % GOI CG 16-02-2031	41.56%
Gilts Total	**95.09%**
Money Market Total	**3.49%**
Current Assets	**1.42%**
Total	**100.00%**

AUM (in ₹ crs.)

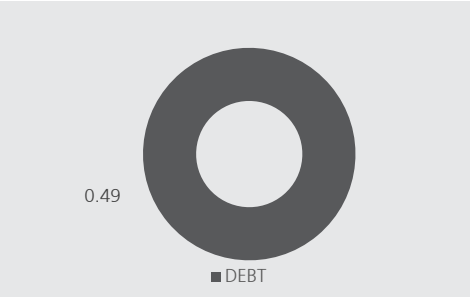

Rating Profile

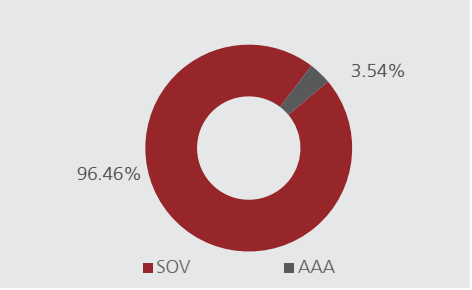

Sector Allocation as per National Industrial Classification 2008

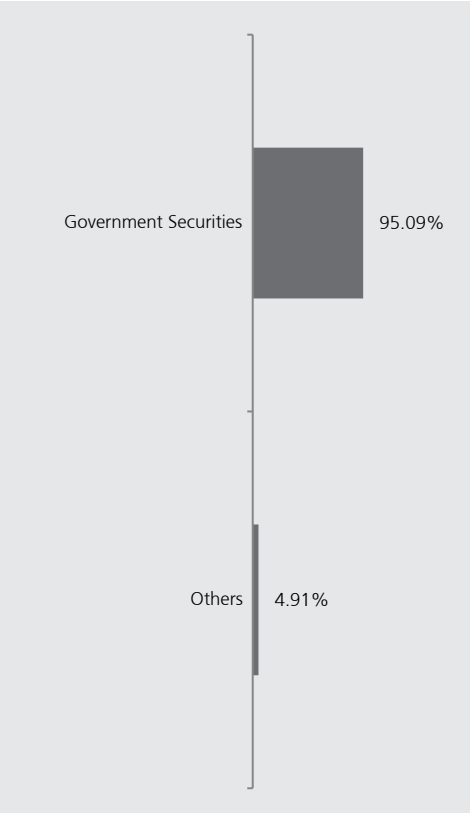

IndusInd Nippon Life

INVESTMENT INSIGHT

Health Corporate Bond Fund 1 (ULIF06301/02/08HCORBOND01121)

Fund Report as on 30th October 2026

Investment Objective

Provide returns that exceed the inflation rate, while taking some credit risk (through investments in corporate debt instruments) and maintaining a moderate probability of negative return in the short term. The risk appetite is 'low to moderate'.

Fund Details

Fund Manager: Ms. Preety Kumari
NAV as on 30th Oct 26: ₹ 34.1649
Inception Date: 27th February 2008
Benchmark: CRISIL Composite Bond Index: 100%
AUM as on 30th Oct 26: ₹ 0.26 Crs.
Modified Duration of Debt Portfolio: 3.64 years
YTM of Debt Portfolio: 7.20%

Asset Allocation

	Range (%)	Actual (%)
Gsec / Debt	00-100	97
MMI / Others	00-100	3

Returns

Period	Fund Returns	Index Returns
Last 1 Month	-0.74%	-0.71%
Last 6 Months	1.08%	1.49%
Last 1 Year	0.77%	2.37%
Last 2 Years	3.15%	4.81%
Last 3 Years	4.89%	6.41%
Since Inception	6.80%	7.26%

Note: Returns less than one year are absolute returns and more than one year compounded returns.

Past performance is not indicative of future performance

Portfolio

Name of Instrument	% to AUM
6.36 % GOI CG 16-02-2031	97.04%
Gilts Total	**97.04%**
Money Market Total	**1.62%**
Current Assets	**1.34%**
Total	**100.00%**

AUM (in ₹ crs.)



Rating Profile

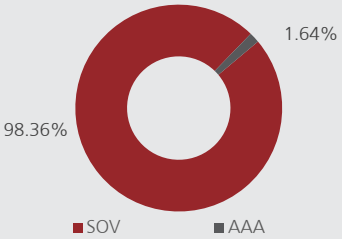

Sector Allocation as per National Industrial Classification 2008

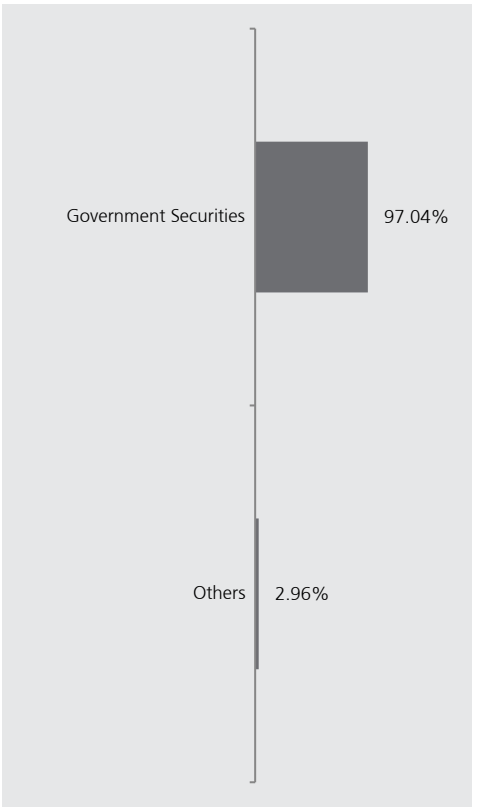

IndusInd Nippon Life

INVESTMENT INSIGHT

Life Money Market Fund 2 (ULIF03919/03/09LMONMRKT02121)

Fund Report as on 30th October 2026

Investment Objective

Maintain the capital value of all contributions (net of charges) and all interest additions, at all times. The risk appetite is 'low'.

Fund Details

Fund Manager: Ms. Preety Kumari
NAV as on 30th Oct 26: ₹ 27.3662
Inception Date: 26th May 2009
Benchmark: CRISIL 91 day T Bill Index
AUM as on 30th Oct 26: ₹ 0.43 Crs.
Modified Duration of Debt Portfolio: 0.27 years
YTM of Debt Portfolio: 5.46%

Asset Allocation

	Range (%)	Actual (%)
Debt/MMI/ Others	00-100	100

Returns

Period	Fund Returns	Index Returns
Last 1 Month	0.38%	0.37%
Last 6 Months	2.26%	2.49%
Last 1 Year	4.57%	5.20%
Last 2 Years	4.99%	5.79%
Last 3 Years	5.28%	6.27%
Since Inception	5.67%	6.32%

Note: Returns less than one year are absolute returns and more than one year compounded returns.

Past performance is not indicative of future performance

Portfolio

Name of Instrument	% to AUM
Money Market Total	99.98%
Current Assets	0.02%
Total	100.00%

AUM (in ₹ crs.)



Rating Profile

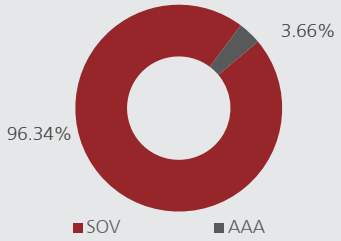

Sector Allocation as per National Industrial Classification 2008

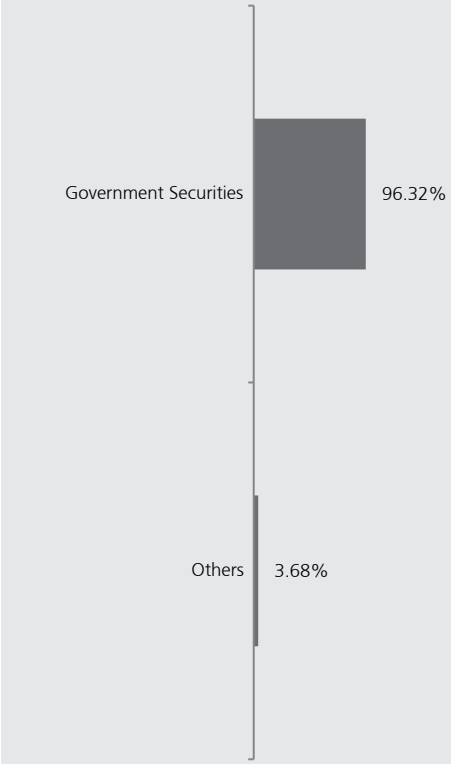

IndusInd Nippon Life

INVESTMENT INSIGHT

Pension Money Market Fund 2 (ULIF05201/01/10PMONMRKT02121)

Fund Report as on 30th October 2026

Investment Objective

Maintain the capital value of all contributions (net of charges) and all interest additions, at all times. The risk appetite is 'low'.

Fund Details

Fund Manager: Ms. Preety Kumari
NAV as on 30th Oct 26: ₹ 24.2458
Inception Date: 11th January 2010
Benchmark: CRISIL 91 day T Bill Index
AUM as on 30th Oct 26: ₹ 1.33 Crs.
Modified Duration of Debt Portfolio: 0.18 years
YTM of Debt Portfolio: 5.42%

Asset Allocation

	Range (%)	Actual (%)
Debt/MMI/ Others	00-100	100

Returns

Period	Fund Returns	Index Returns
Last 1 Month	0.35%	0.37%
Last 6 Months	2.32%	2.49%
Last 1 Year	4.70%	5.20%
Last 2 Years	4.97%	5.79%
Last 3 Years	5.17%	6.27%
Since Inception	5.41%	6.70%

Note: Returns less than one year are absolute returns and more than one year compounded returns.

Past performance is not indicative of future performance

Portfolio

Name of Instrument	% to AUM
Money Market Total	99.98%
Current Assets	0.02%
Total	100.00%

AUM (in ₹ crs.)



Rating Profile

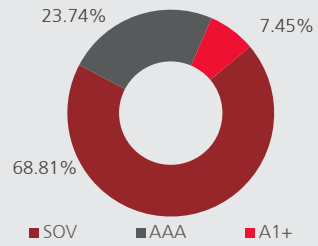

Sector Allocation as per National Industrial Classification 2008

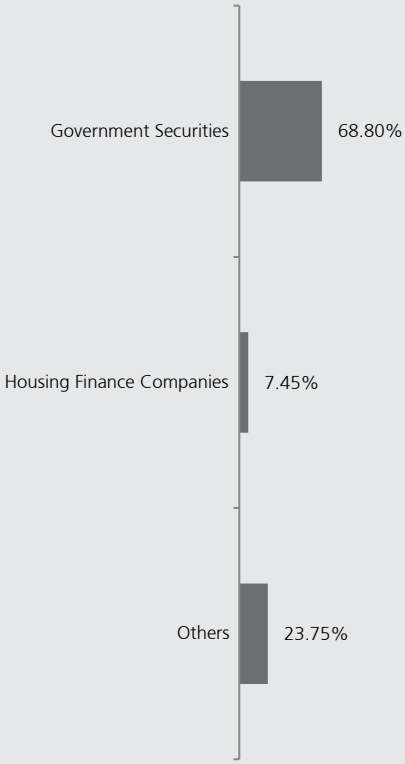

IndusInd Nippon Life

INVESTMENT INSIGHT

Health Money Market Fund 1 (ULIF01501/02/08HMONMRKT01121)

Fund Report as on 30th October 2026

Investment Objective

Maintain the capital value of all contributions (net of charges) and all interest additions, at all times. The risk appetite is 'low'.

Fund Details

Fund Manager: Ms. Preety Kumari
NAV as on 30th Oct 26: ₹ 27.8563
Inception Date: 27th February 2008
Benchmark: CRISIL 91 day T Bill Index
AUM as on 30th Oct 26: ₹ 0.10 Crs.
Modified Duration of Debt Portfolio: 0.21 years
YTM of Debt Portfolio: 5.33%

Asset Allocation

	Range (%)	Actual (%)
Debt/MMI/ Others	00-100	100

Returns

Period	Fund Returns	Index Returns
Last 1 Month	0.34%	0.37%
Last 6 Months	2.10%	2.49%
Last 1 Year	4.25%	5.20%
Last 2 Years	4.54%	5.79%
Last 3 Years	4.88%	6.27%
Since Inception	5.64%	6.70%

Note: Returns less than one year are absolute returns and more than one year compounded returns.

Past performance is not indicative of future performance

Portfolio

Name of Instrument	% to AUM
Money Market Total	99.90%
Current Assets	0.10%
Total	100.00%

AUM (in ₹ crs.)



Rating Profile

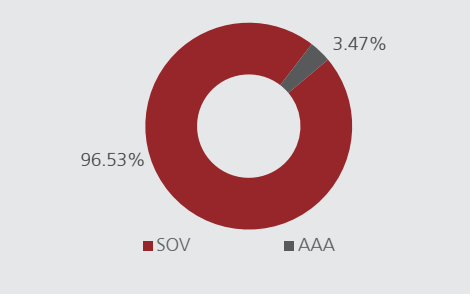

Sector Allocation as per National Industrial Classification 2008

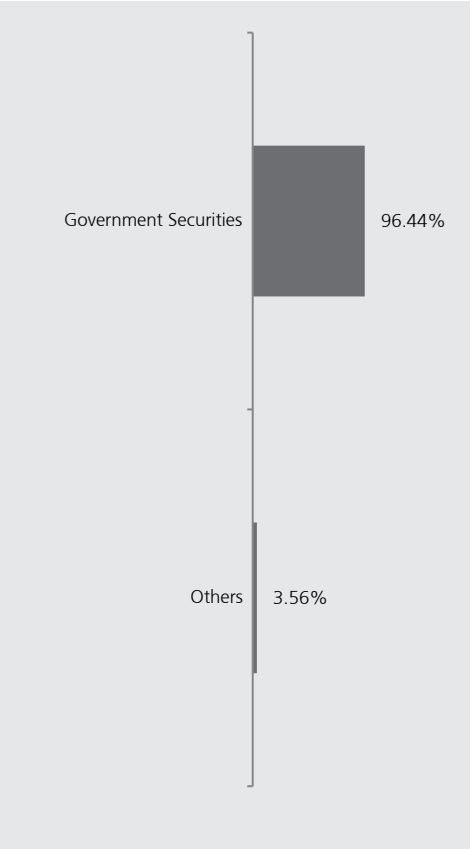

IndusInd Nippon Life

INVESTMENT INSIGHT

Life Highest NAV Advantage Fund 1 (ULIF05803/09/10LHNAVADV01121)

Fund Report as on 30th October 2026

Investment Objective

The objective of the fund is to offer guarantee of maturity value, in an equity oriented fund, at the highest NAV achieved during the period of the guarantee. Each series of the fund will be closed-ended and the guaranteed amount will be applicable only for those investors who remain invested in the fund till the close-date. The risk appetite of the fund is defined as moderate to high.

Fund Details

Fund Manager: Mr. Ankit Ladhani (Equity) & Ms. Preety Kumari (Debt)
NAV as on 30th Oct 26: ₹ 16.5925
Highest NAV locked as on 30th Oct 26: ₹ 16.5925
Inception Date: 8th Sep 2010
Benchmark: N.A
AUM as on 30th Oct 26: ₹ 0.19 Crs.
Modified Duration of Debt Portfolio: 0.16 years
YTM of Debt Portfolio: 5.17%

Asset Allocation

	Range (%)	Actual (%)
Equity	0-100	-
Gsec / Debt	0-100	-
MMI / Others	0-100	100

Returns

Period	Fund Returns	Index Returns
Last 1 Month	0.30%	-
Last 6 Months	1.86%	-
Last 1 Year	3.84%	-
Last 2 Years	4.37%	-
Last 3 Years	4.97%	-
Since Inception	3.18%	-

Note: Returns less than one year are absolute returns and more than one year compounded returns.

Past performance is not indicative of future performance

Portfolio

Name of Instrument	% to AUM
Money Market Total	99.95%
Current Assets	0.05%
Total	100.00%

AUM (in ₹ crs.)



Sector Allocation as per National Industrial Classification 2008

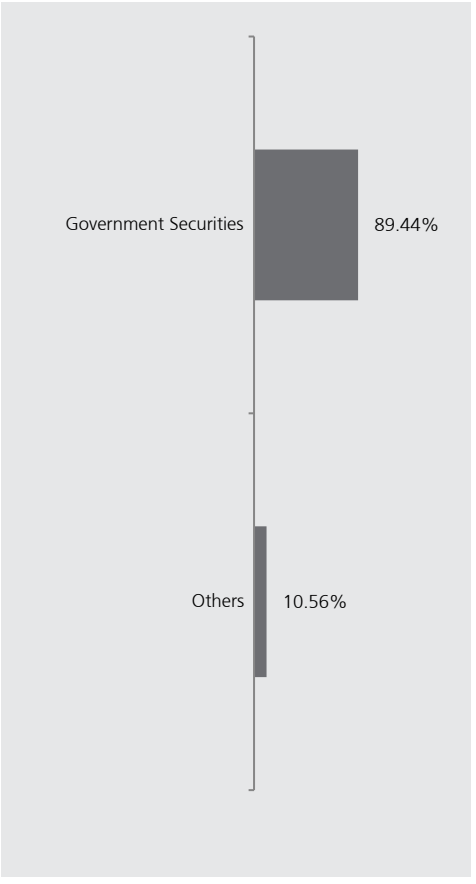

IndusInd Nippon Life

INVESTMENT INSIGHT

Life Highest NAV Advantage Fund 2 (ULIF05901/06/11LHNAVADV02121)

Fund Report as on 30th October 2026

Investment Objective

The objective of the fund is to offer guarantee of maturity value, in an equity oriented fund, at the highest NAV achieved during the period of the guarantee. Each series of the fund will be closed-ended and the guaranteed amount will be applicable only for those investors who remain invested in the fund till the close-date. The risk appetite of the fund is defined as moderate to high.

Fund Details

Fund Manager: Mr. Ankit Ladhani (Equity) & Ms. Preety Kumari (Debt)
NAV as on 30th Oct 26: ₹ 18.8257
Highest NAV locked as on 30th Oct 26: ₹ 18.8257
Inception Date: 08th June 2011
Benchmark: N.A
AUM as on 30th Oct 26: ₹ 2.58 Crs.
Modified Duration of Debt Portfolio: 0.22 years
YTM of Debt Portfolio: 5.40%

Asset Allocation

	Range (%)	Actual (%)
Equity	0-100	-
Gsec / Debt	0-100	-
MMI / Others	0-100	100

Returns

Period	Fund Returns	Index Returns
Last 1 Month	0.32%	-
Last 6 Months	1.89%	-
Last 1 Year	3.97%	-
Last 2 Years	4.56%	-
Last 3 Years	5.12%	-
Since Inception	4.19%	-

Note: Returns less than one year are absolute returns and more than one year compounded returns.

Past performance is not indicative of future performance

Portfolio

Name of Instrument	% to AUM
Money Market Total	100.00%
Current Assets	0.00%
Total	100.00%

AUM (in ₹ crs.)



Sector Allocation as per National Industrial Classification 2008

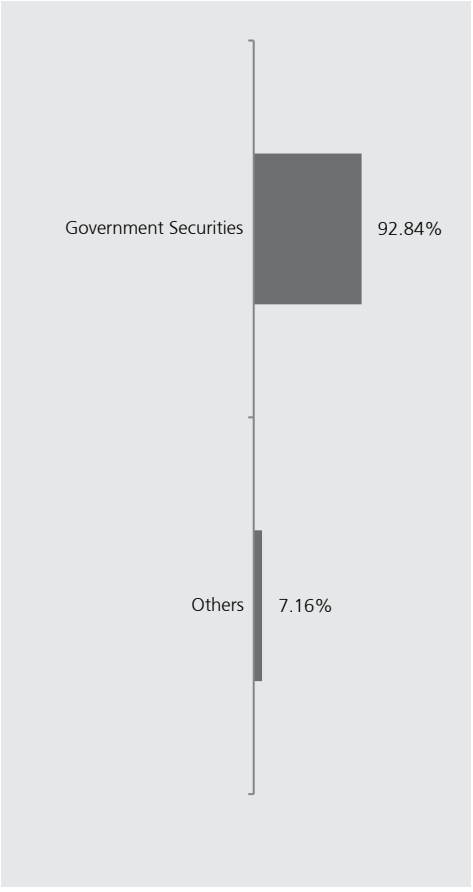

IndusInd Nippon Life

INVESTMENT INSIGHT

Discontinued Policy Fund (ULIF05703/09/10DISCPOLF01121)

Fund Report as on 30th October 2026

Investment Objective

The fund will be utilized for managing the discontinued policies as per the IRDAI (Treatment of Discontinued Linked Insurance Policies) Regulations, 2010 and circulars issued thereafter. The objective of the fund is to maintain capital value of the fund at all times and earn a minimum predetermined yield, at the rate determined by the regulator, which at present is 4% p.a. and maintain sufficient liquidity to meet the pay outs. The fund would be predominantly stay invested money market instruments. Risk appetite of the fund is defined as 'low'.

Fund Details

Fund Manager: Ms. Preety Kumari
NAV as on 30th Oct 26: ₹ 25.9624
Inception Date: 30th March 2011
Benchmark: N.A
AUM as on 30th Oct 26: ₹ 569.62 Crs.
Modified Duration of Debt Portfolio: 0.20 years
YTM of Debt Portfolio: 5.91%

Asset Allocation

	Range (%)	Actual (%)
Gsec / Debt	60-100	64
MMI / Others	00-40	36

Returns

Period	Fund Returns	Index Returns
Last 1 Month	0.23%	-
Last 6 Months	2.23%	-
Last 1 Year	4.40%	-
Last 2 Years	5.37%	-
Last 3 Years	5.82%	-
Since Inception	6.31%	-

Note: Returns less than one year are absolute returns and more than one year compounded returns.

Past performance is not indicative of future performance

Portfolio

Name of Instrument	% to AUM
6.54% MAHARASHTRA SDL 09.02.2027	4.40%
GSEC STRIP 12.12.2033	3.79%
7.14% GUJARAT SDL 11.01.2027	3.52%
GSEC STRIP 22.02.2033	2.24%
GSEC STRIP 15.10.2035	2.17%
GSEC STRIP 22.08.2033	2.17%
7.59% KARNATKA SDL 29.03.2027	0.79%
8.24% GOI CG 15-02-2027	0.78%
7.65% MADHYAPRADESH SDL 01.11.2027	0.76%
7.15% KARNATKA SDL 11.01.2027	0.70%
GSEC STRIP 22.08.2034	0.69%
7.88% PUNJAB SDL 01.03.2027	0.67%
GSEC STRIP 22.04.2035	0.46%
7.78% TELANGANA SDL 29-05-2027	0.44%
7.94% JHARKHAND SDL 15.03.2027	0.36%
7.25% MAHARASHTRA SDL 28.12.2026	0.18%
6.38% MAHARASHTRA SDL 25.08.2027	0.17%
6.90% ANDHRAPRADESH SDL 22.04.2027	0.15%
7.70% KARNATKA SDL 15.11.2027	0.12%
8.68% UTTARPRADESH SDL 2027 0410 SPL	0.09%
7.78% UTTARPRADESH SDL 01.03.2027	0.09%
7.10% BIHAR SDL 14.12.2026	0.09%
8.23% GOI FCI 12-02-2027	0.07%
7.62% KARNATKA SDL 01.11.2027	0.06%
8.61% TAMILNADU SDL 03.09.2027	0.04%
7.69% HARYANA SDL 15.06.2027	0.04%
Gilts Total	**25.04%**
Money Market Total	**76.58%**
Current Assets	**-1.61%**
Total	**100.00%**

AUM (in ₹ crs.)



Rating Profile

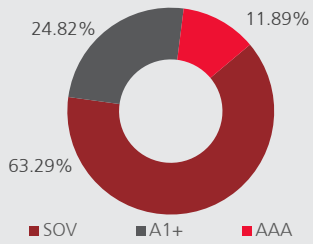

Sector Allocation as per National Industrial Classification 2008

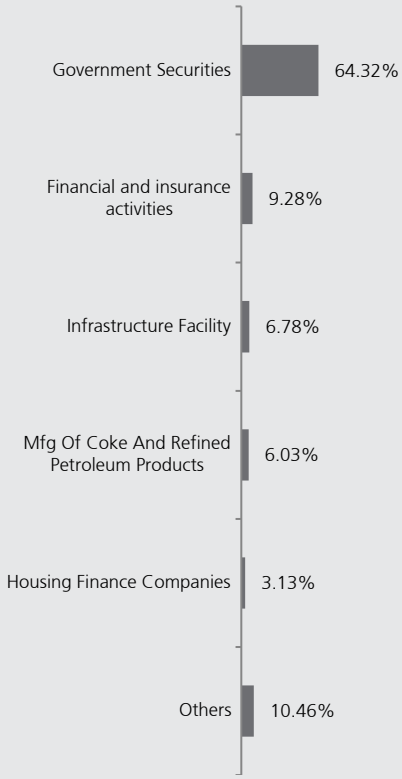

IndusInd Nippon Life

INVESTMENT INSIGHT

Pension Discontinued Policy Fund (ULIF07029/08/13PDISPOLF01121)

Fund Report as on 30th October 2026

Investment Objective

The fund will be utilized for managing the discontinued policies as per the IRDAI (Treatment of Discontinued Linked Insurance Policies) Regulations, 2010 and circulars issued thereafter. The objective of the fund is to maintain capital value of the fund at all times and earn a minimum predetermined yield, at the rate determined by the regulator, which at present is 4% p.a. and maintain sufficient liquidity to meet the pay outs. The fund would be predominantly stay invested money market instruments. Risk appetite of the fund is defined as 'low'.

Fund Details

Fund Manager: Ms. Preety Kumari
NAV as on 30th Oct 26: ₹ 20.7498
Inception Date: 15th January 2014
Benchmark: N.A
AUM as on 30th Oct 26: ₹ 28.64 Crs.
Modified Duration of Debt Portfolio: 0.16 years
YTM of Debt Portfolio: 5.80%

Asset Allocation

	Range (%)	Actual (%)
Gsec / Debt	60-100	67
MMI / Others	00-40	33

Returns

Period	Fund Returns	Index Returns
Last 1 Month	0.45%	-
Last 6 Months	2.77%	-
Last 1 Year	5.59%	-
Last 2 Years	5.89%	-
Last 3 Years	6.14%	-
Since Inception	5.87%	-

Note: Returns less than one year are absolute returns and more than one year compounded returns.

Past performance is not indicative of future performance

Portfolio

Name of Instrument	% to AUM
7.07% TAMILNADU SDL 14.12.2026	4.57%
7.88% PUNJAB SDL 01.03.2027	4.22%
8.24% GOI CG 15-02-2027	3.89%
7.15% KARNATKA SDL 11.01.2027	3.50%
7.59% KARNATKA SDL 29.03.2027	1.76%
7.10% WESTBENGAL SDL 14.12.2026	1.75%
Gilts Total	**19.68%**
Money Market Total	**80.12%**
Current Assets	**0.19%**
Total	**100.00%**

AUM (in ₹ crs.)



Rating Profile

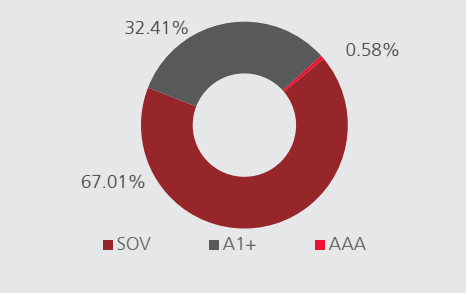

Sector Allocation as per National Industrial Classification 2008

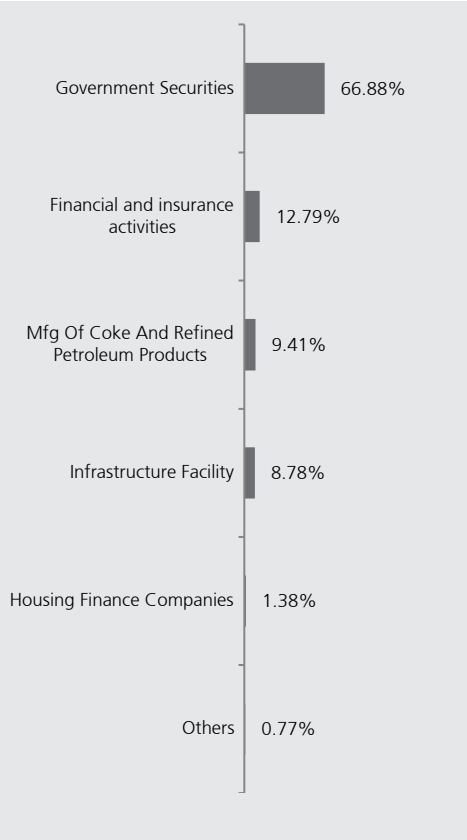

IndusInd Nippon Life

INVESTMENT INSIGHT

Reliance Assured Maturity Debt Fund (ULIF06720/12/11LASURMDEBT121)

Fund Report as on 30th October 2026

Investment Objective

To provide predictable investment returns, achieved through 100% investment in debt securities, where returns are locked-in through portfolio immunization techniques and use of rigorous Asset Liability Management (ALM). The risk appetite for the fund is low to moderate.

Fund Details

Fund Manager: Ms. Preety Kumari
NAV as on 30th Oct 26: ₹ 25.5958
Inception Date: 23rd March 2012
Benchmark: N.A
AUM as on 30th Oct 26: ₹ 0.05 Crs.
Modified Duration of Debt Portfolio: N.A
YTM of Debt Portfolio: 5.74%

Asset Allocation

	Range (%)	Actual (%)
Gsec / Debt	00-100	-
MMI / Others	00-100	100

Returns

Period	Fund Returns	Index Returns
Last 1 Month	0.37%	-
Last 6 Months	2.09%	-
Last 1 Year	4.18%	-
Last 2 Years	4.48%	-
Last 3 Years	4.82%	-
Since Inception	6.64%	-

Note: Returns less than one year are absolute returns and more than one year compounded returns.

Past performance is not indicative of future performance

Portfolio

Name of Instrument	% to AUM
Money Market Total	99.74%
Current Assets	0.26%
Total	100.00%

AUM (in ₹ crs.)

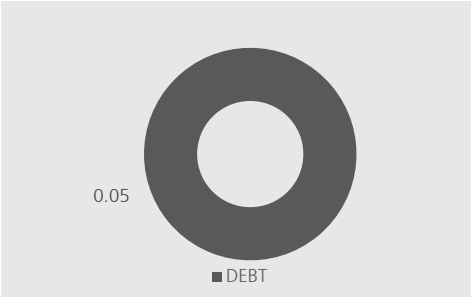

Rating Profile

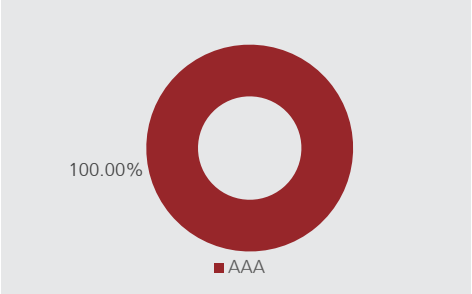

IndusInd Nippon Life

INVESTMENT INSIGHT

Life Viksit Bharat Multifactor 50 Index Fund (ULIF07216/03/26LMULTCAPEQ121)

Fund Report as on 30th October 2026

Investment Objective

To provide capital appreciation through investment in equities forming part of Nifty 500 Multifactor MQVLv 50 Index. The risk appetite for the fund is high.

Fund Details

Fund Manager: Mr. Premal Kamdar
NAV as on 30th Oct 26: ₹ 9.5018
Inception Date: 16th March 2026
Benchmark: Nifty 500 Multifactor MQVLv 50 Index
AUM as on 30th Oct 26: ₹ 68.92 Crs.

Asset Allocation

	Range (%)	Actual (%)
Equity	65-100	100
Debt/MMI/ Others	0-35	-

Returns

Period	Fund Returns	Index Returns
Last 1 Month	-2.55%	-2.52%
Last 6 Months	-8.09%	-8.36%
Last 1 Year	NA	NA
Last 2 Years	NA	NA
Last 3 Years	NA	NA
Since Inception	-4.98%	-4.56%

Note: Returns less than one year are absolute returns and more than one year compounded returns. Past performance is not indicative of future performance

Portfolio

Name of Instrument	% to AUM
MARICO LIMITED	3.16%
ANAND RATHI WEALTH LIMITED	3.11%
ZYDUS LIFESCIENCES LIMITED	2.79%
COAL INDIA LIMITED	2.79%
ONGCFV-5	2.72%
TORRENT PHARMACEUTICALS LIMITED	2.64%
TATA CONSULTANCY SERVICES LTD.	2.59%
ITC - FV 1	2.57%
STATE BANK OF INDIAFV-1	2.49%
UNION BANK OF INDIA	2.43%
SUN PHARMACEUTICAL INDUSTRIES LTD.FV-1	2.39%
INDIAN OIL CORPORATION LIMITED	2.38%
BAJAJ AUTO LTD	2.35%
ASTER DM HEALTHCARE LIMITED	2.35%
REDINGTON LIMITED	2.32%
LIC HOUSING FINANCE LIMITED	2.31%
GAS AUTHORITY OF INDIA LTD.	2.30%
BANK OF BARODA	2.28%
BRITANNIA INDUSTRIES LTD	2.25%
POWER GRID CORP OF INDIA LTD	2.21%
BHARAT PETROLEUM CORP. LTD.	2.19%
PIDILITE INDUSTRIES LIMITED	2.19%
LUPIN LIMITEDFV-2	2.17%
POWER FINANCE CORPORATION LTD	2.16%
CANARA BANK	2.13%
CIPLA LTD.	2.11%
RURAL ELECTRIFICATION CORPORATION LTD	2.05%
TATA MOTORS PASSENGER VEHICLES LIMITED	2.01%
COLGATE-PALMOLIVE (INDIA) LTD. - FV1	2.01%
PAGE INDUSTRIES LIMITED	1.96%
CUMMINS INDIA LIMITED	1.95%
INDIAN RAILWAY CATERING AND TOURISM CORPORATION LIMITED	1.95%
HINDALCO INDUSTRIES LTD FV RE 1	1.93%
HINDUSTAN PETROLEUM CORPORATION LIMITED	1.89%
NATIONAL ALUMINIUM COMPANY LIMITED	1.79%
POLYCAB INDIA LIMITED	1.78%
COMPUTER AGE MANAGEMENT SERVICES LIMITED	1.68%
CASTROL INDIA LIMITED	1.59%
DABUR INDIA LTD.	1.59%
HDFC ASSET MANAGEMENT COMPANY LIMITED	1.44%
MOTHERSON SUMI WIRING INDIA LIMITED	1.37%
CHENNAI PETROLEUM CORPORATION LIMITED	1.34%
EMAMI LTD	1.26%
ACC LIMITED	1.20%
IRB INFRASTRUCTURE DEVELOPERS LIMITED	1.09%
INDIAN ENERGY EXCHANGE LIMITED	1.04%
ADITYA BIRLA SUN LIFE AMC LIMITED	1.04%
GILLETTE INDIA LIMITED	1.02%
JSW DULUX LIMITED	0.76%
INDIAMART INTERMESH LIMITED	0.66%
Equity Total	**99.77%**
Money Market Total	**0.38%**
Current Assets	**-0.15%**
Total	**100.00%**

AUM (in ₹ crs.)

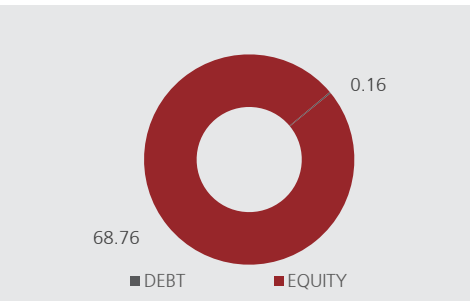

Sector Allocation as per National Industrial Classification 2008

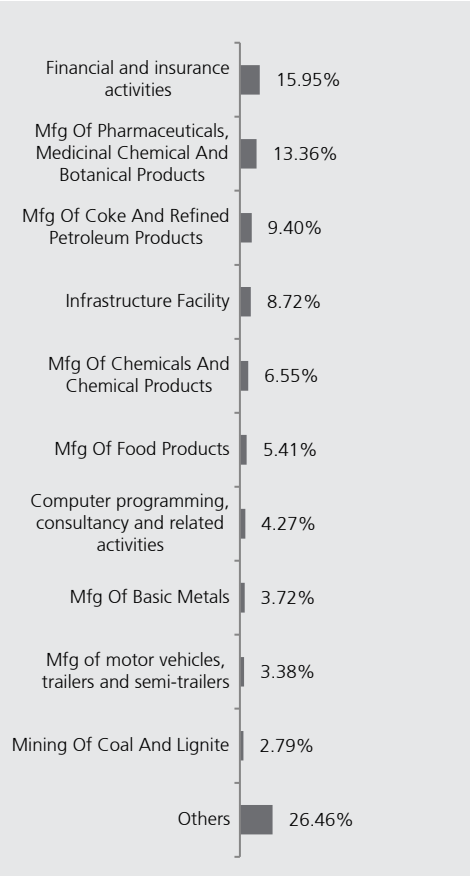

IndusInd Nippon Life

INVESTMENT INSIGHT

Life Bharat Value 50 Index Fund (ULIF07304/09/26LBHV50INEQ121)

Fund Report as on 30th October 2026

Investment Objective

To provide capital appreciation through predominantly investing into equities forming part of Nifty500 Value 50 Index. The risk appetite of fund is "high"

Fund Details

Fund Manager: Mr. Premal Kamdar
NAV as on 30th Oct 26: ₹ 9.1965
Inception Date: 04th September 2026
Benchmark: Nifty 500 Value 50 Index
AUM as on 30th Oct 26: ₹ 26.92 Crs.

Asset Allocation

	Range (%)	Actual (%)
Equity	65-100	99
Debt/MMI/ Others	0-35	1

Returns

Period	Fund Returns	Index Returns
Last 1 Month	-3.70%	-3.79%
Last 6 Months	NA	NA
Last 1 Year	NA	NA
Last 2 Years	NA	NA
Last 3 Years	NA	NA
Since Inception	-8.03%	-8.41%

Note: Returns less than one year are absolute returns and more than one year compounded returns. Past performance is not indicative of future performance

Portfolio

Name of Instrument	% to AUM
GRASIM INDUSTRIES LTD.	5.33%
STATE BANK OF INDIAFV-1	5.31%
ONGCFV-5	5.26%
POWER GRID CORP OF INDIA LTD	5.12%
HINDALCO INDUSTRIES LTD FV RE 1	5.07%
COAL INDIA LIMITED	4.98%
NTPC LIMITED	4.96%
Vedanta Limited	4.71%
TATA MOTORS PASSENGER VEHICLES LIMITED	4.25%
BHARAT PETROLEUM CORP. LTD.	4.17%
INDIAN OIL CORPORATION LIMITED	3.64%
REDINGTON LIMITED	2.75%
HINDUSTAN PETROLEUM CORPORATION LIMITED	2.54%
ASTER DM HEALTHCARE LIMITED	2.50%
POWER FINANCE CORPORATION LTD	2.44%
GAS AUTHORITY OF INDIA LTD.	2.34%
BANK OF BARODA	2.13%
PUNJAB NATIONAL BANK	2.02%
RURAL ELECTRIFICATION CORPORATION LTD	1.85%
UPL LIMITED	1.84%
CANARA BANK	1.81%
NMDC LIMITED	1.76%
THE FEDERAL BANK LIMITED	1.75%
UNION BANK OF INDIA	1.59%
STEEL AUTHORITY OF INDIA LIMITED	1.58%
NATIONAL ALUMINIUM COMPANY LIMITED	1.57%
THE GREAT EASTERN SHIPPING COMPANY LIMITED	1.47%
INDIAN BANK	1.07%
PETRONET LNG LIMITED	0.99%
OIL INDIA LIMITED	0.98%
BANK OF INDIA	0.91%
KARUR VYSYA BANK LIMITED	0.91%
CYIENT LIMITED	0.81%
IRB INFRASTRUCTURE DEVELOPERS LIMITED	0.76%
LIC HOUSING FINANCE LIMITED	0.75%
AWL Agri Business Limited	0.73%
RELIANCE POWER LIMITED	0.73%
TATA CHEMICALS LTD.	0.71%
ZEE ENTERTAINMENT ENTERPRISES LIMITED	0.65%
CHOLAMANDALAM FINANCIAL HOLDINGS LIMITED	0.63%
CESC LTD	0.60%
NCC LIMITED	0.53%
JAIPRAKASH POWER VENTURES LIMITED	0.50%
BANK OF MAHARASHTRA	0.48%
BANDHAN BANK LIMITED	0.46%
CHAMBAL FERTILIZERS & CHEMICALS LIMITED	0.40%
INDRAPRASTHA GAS LIMITED	0.35%
RBL BANK LIMITED	0.34%
CASTROL INDIA LIMITED	0.33%
Equity Total	**99.36%**
Current Assets	**0.64%**
Total	**100.00%**

AUM (in ₹ crs.)

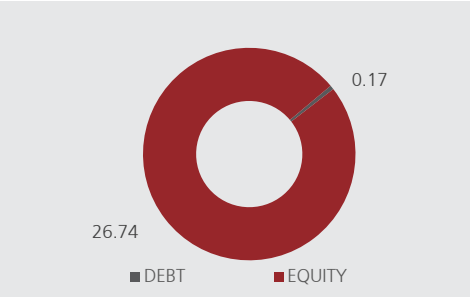

Sector Allocation as per National Industrial Classification 2008

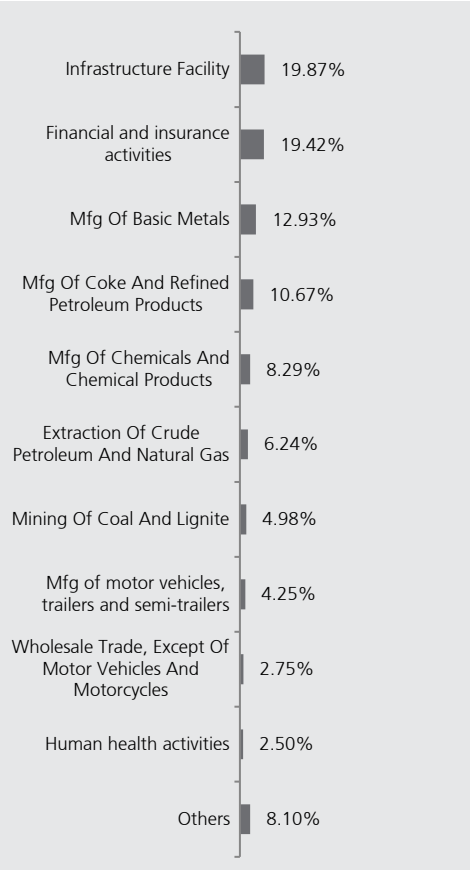

IndusInd Nippon Life

NO. OF FUNDS MANAGED BY FUND MANAGER

SFIN	Name of the Fund	Benchmark	Type of Fund	Equity Fund Manager	Debt Fund Manager
ULIF00328/07/04LEQUITYF01121	Life Equity Fund 1	Nifty 50 Index	Diversified	Premal Kamdar	-
ULIF02510/06/08LEQUITYF02121	Life Equity Fund 2	Nifty 50 Index	Diversified	Ashish Aggarwal	-
ULIF04201/01/10LEQUITYF03121	Life Equity Fund 3	Nifty 50 Index	Diversified	Ashish Aggarwal	-
ULIF00601/11/06PEQUITYF01121	Pension Equity Fund 1	Nifty 50 Index	Diversified	Ashish Aggarwal	-
ULIF03204/12/08PEQUITYF02121	Pension Equity Fund 2	Nifty 50 Index	Diversified	Ashish Aggarwal	-
ULIF04901/01/10PEQUITYF03121	Pension Equity Fund 3	Nifty 50 Index	Diversified	Ankit Ladhani	-
ULIF01201/02/08HEQUITYF01121	Health Equity Fund 1	Nifty 50 Index	Diversified	Ashish Aggarwal	-
ULIF05411/01/10HEQUITYF02121	Health Equity Fund 2	Nifty 50 Index	Diversified	Ankit Ladhani	-
ULIF07101/12/19LLARGCAPEQ121	Life Large Cap Equity Fund	NSE Nifty 50	Diversified	Ankit Ladhani	-
ULIF03010/06/08LPUEQUTY01121	Life Pure Equity Fund 1	RNLIC Pure Index	Pure Equity	Ankit Ladhani	-
ULIF04601/01/10LPUEQUTY02121	Life Pure Equity Fund 2	RNLIC Pure Index	Pure Equity	Ankit Ladhani	-
ULIF05301/01/10PPUEQUTY02121	Pension Pure Equity Fund 2	RNLIC Pure Index	Pure Equity	Ankit Ladhani	-
ULIF01601/02/08HPUEQUTY01121	Health Pure Equity Fund 1	RNLIC Pure Index	Pure Equity	Ankit Ladhani	-
ULIF02710/06/08LINFRAST01121	Life Infrastructure Fund 1	Reliance Nippon Life Infrastructure INDEX	Infrastructure	Ashish Aggarwal	-
ULIF04401/01/10LINFRAST02121	Life Infrastructure Fund 2	Reliance Nippon Life Infrastructure INDEX	Infrastructure	Ashish Aggarwal	-
ULIF06601/01/10PINFRAST02121	Pension Infrastructure Fund 2	Reliance Nippon Life Infrastructure INDEX	Infrastructure	Ashish Aggarwal	-
ULIF06101/02/08HINFRAST01121	Health Infrastructure Fund 1	Reliance Nippon Life Infrastructure INDEX	Infrastructure	Ashish Aggarwal	-
ULIF02410/06/08LENERGYF01121	Life Energy Fund 1	Reliance Nippon Life ENERGY INDEX	Energy	Ashish Aggarwal	-
ULIF04101/01/10LENERGYF02121	Life Energy Fund 2	Reliance Nippon Life ENERGY INDEX	Energy	Ashish Aggarwal	-
ULIF06501/01/10PENRGYYF02121	Pension Energy Fund 2	Reliance Nippon Life ENERGY INDEX	Energy	Ashish Aggarwal	-
ULIF06001/02/08HENERGYF01121	Health Energy Fund 1	Reliance Nippon Life ENERGY INDEX	Energy	Ashish Aggarwal	-
ULIF02810/06/08LMIDCAPF01121	Life Midcap Fund 1	Nifty Midcap 50	Midcap	Ankit Ladhani	-
ULIF04501/01/10LMIDCAPF02121	Life Midcap Fund 2	Nifty Midcap 50	Midcap	Ankit Ladhani	-
ULIF06924/03/15LMAKEINDIA121	Make In India Fund	Nifty 50 Index	Make in India	Ankit Ladhani	-
ULIF05101/01/10PMIDCAPF02121	Pension Midcap Fund 2	Nifty Midcap 50	Midcap	Ankit Ladhani	-
ULIF06201/02/08HMIDCAPF01121	Health Midcap Fund 1	Nifty Midcap 50	Midcap	Ankit Ladhani	-
ULIF01009/04/07LSPRGRWT01121	Life Super Growth Fund 1	CRISIL Composite Bond Index: 20%; Sensex 50: 80%	Hybrid	Ankit Ladhani	Preety Kumari
ULIF04701/01/10LSPRGRWT02121	Life Super Growth Fund 2	CRISIL Composite Bond Index: 20%; Sensex 50: 80%	Hybrid	Ankit Ladhani	Preety Kumari
ULIF01701/02/08HSPRGRWT01121	Health Super Growth Fund 1	CRISIL Composite Bond Index: 20%; Sensex 50: 80%	Hybrid	Ankit Ladhani	Preety Kumari
ULIF00728/02/07LHIGROWT01121	Life High Growth Fund 1	N.A	Hybrid	Ankit Ladhani	Preety Kumari
ULIF05511/01/10LHIGROWT02121	Life High Growth Fund 2	CRISIL Composite Bond Index: 40%; Sensex 50: 60%	Hybrid	Ankit Ladhani	Preety Kumari
ULIF00809/04/07LGRWTPLS01121	Life Growth Plus Fund 1	N.A	Hybrid	Ankit Ladhani	Preety Kumari
ULIF01401/02/08HGRWTPLS01121	Health Growth Plus Fund 1	CRISIL Composite Bond Index: 50%; Sensex 50: 50%	Hybrid	Ankit Ladhani	Preety Kumari
ULIF00428/07/04LGROWTHF01121	Life Growth Fund 1	N.A	Hybrid	Ankit Ladhani	Preety Kumari
ULIF01102/11/07LGROWTHF02121	Life Growth Fund 2	CRISIL Composite Bond Index: 60%; Sensex 50: 40%	Hybrid	Ankit Ladhani	Preety Kumari
ULIF03304/12/08PGROWTHF01121	Pension Growth Fund 1	CRISIL Composite Bond Index: 60%; Sensex 50: 40%	Hybrid	Ankit Ladhani	Preety Kumari
ULIF05001/01/10PGROWTHF02121	Pension Growth Fund 2	CRISIL Composite Bond Index: 60%; Sensex 50: 40%	Hybrid	Ankit Ladhani	Preety Kumari
ULIF00128/07/04LBALANCE01121	Life Balanced Fund 1	CRISIL Composite Bond Index: 80%; Sensex 50: 20%	Hybrid	Ankit Ladhani	Preety Kumari

IndusInd Nippon Life

NO. OF FUNDS MANAGED BY FUND MANAGER

SFIN	Name of the Fund	Benchmark	Type of Fund	Equity Fund Manager	Debt Fund Manager
ULIF03104/12/08PBALANCE01121	Pension Balanced Fund 1	CRISIL Composite Bond Index: 80%; Sensex 50: 20%	Hybrid	Ankit Ladhani	Preety Kumari
ULIF04801/01/10PBALANCE02121	Pension Balanced Fund 2	CRISIL Composite Bond Index: 80%; Sensex 50: 20%	Hybrid	Ankit Ladhani	Preety Kumari
ULIF05803/09/10LHNAVADV01121	Life Highest NAV Advantage Fund 1	N.A	Hybrid	Ankit Ladhani	Preety Kumari
ULIF05901/06/11LHNAVADV02121	Life Highest NAV Advantage Fund 2	N.A	Hybrid	Ankit Ladhani	Preety Kumari
ULIF00909/04/07LPURDEBT01121	Life Pure Debt Fund 1	CRISIL Composite Bond Index: 100%	Debt	-	Preety Kumari
ULIF02610/06/08LGILTFUN01121	Life Gilt Fund 1	CRISIL Dynamic Gilt Index	Debt	-	Preety Kumari
ULIF03819/03/09LGILTFUN02121	Life Gilt Fund 2	CRISIL Dynamic Gilt Index	Debt	-	Preety Kumari
ULIF01301/02/08HGILTFUN01121	Health Gilt Fund 1	CRISIL Dynamic Gilt Index	Debt	-	Preety Kumari
ULIF00228/07/04LCAPTSEC01121	Life Capital Secure Fund 1	CRISIL 91 - days Treasury Bill Index	Debt	-	Preety Kumari
ULIF00501/11/06PCAPTSEC01121	Pension Capital Secure Fund 1	CRISIL 91 - days Treasury Bill Index	Debt	-	Preety Kumari
ULIF02310/06/08LCORBOND01121	Life Corporate Bond Fund 1	CRISIL Composite Bond Index: 100%	Debt	-	Preety Kumari
ULIF04020/08/09LCORBOND02121	Life Corporate Bond Fund 2	CRISIL Composite Bond Index: 100%	Debt	-	Preety Kumari
ULIF06301/02/08HCORBOND01121	Health Corporate Bond Fund 1	CRISIL Composite Bond Index: 100%	Debt	-	Preety Kumari
ULIF06810/09/12PSMARTFU01121	Pension Smart Fund 1	N.A	Hybrid	Ankit Ladhani	Preety Kumari
ULIF02910/06/08LMONMRKT01121	Life Money Market Fund 1	CRISIL 91 day T Bill Index	Debt	-	Preety Kumari
ULIF03919/03/09LMONMRKT02121	Life Money Market Fund 2	CRISIL 91 day T Bill Index	Debt	-	Preety Kumari
ULIF05201/01/10PMONMRKT02121	Pension Money Market Fund 2	CRISIL 91 day T Bill Index	Debt	-	Preety Kumari
ULIF01501/02/08HMONMRKT01121	Health Money Market Fund 1	CRISIL 91 day T Bill Index	Debt	-	Preety Kumari
ULIF05703/09/10DISCPOLF01121	Discontinued Policy Fund	N.A	Debt	-	Preety Kumari
ULIF07029/08/13PDISPOLF01121	Pension Discontinued Policy Fund	N.A	Debt	-	Preety Kumari
ULIF06720/12/11LASURMDEBT121	Reliance Assured Maturity Debt Fund	N.A	Debt	-	Preety Kumari
ULGF02401/12/19GLARGCAPEQ121	Life Viksit Bharat Multifactor 50 Index Fund	Nifty 500 Multifactor MQVLv 50 Index	Equity	Premal Kamdar	-
ULIF07304/09/26LBHV50INEQ121	Life Bharat Value 50 Index Fund	Nifty 500 Value 50 Index	Equity	Premal Kamdar	-

IndusInd Nippon Life

Unit Linked Life Insurance products are different from the traditional products and are subject to market risks. The Unit Linked Insurance Products do not offer any liquidity during the first five years of the contract. The policyholder will not be able to surrender or withdraw the monies invested in Unit Linked Insurance Products completely or partially till the end of the fifth year.

Premium paid in unit linked policies are subject to investment risks associated with capital markets and NAVs of the units may go up or down based on the performance of fund and factors influencing the capital market and the insured is responsible for his/her decisions.

Indusind Nippon Life Insurance Company Limited is only the name of the insurance company and the various products offered are only the names of the unit linked life insurance contract and does not in any way indicate the quality of the contract, its future prospects or returns.

The names of the Fund Option(s) do not in any manner indicate the quality of the Fund Option(s) or their future prospects or returns. Please understand the associated risks and applicable charges from your insurance advisor or the intermediary or policy document issued by Indusind Nippon Life Insurance Company Limited.

NAV per unit (Unit Price) may fluctuate depending on factors and forces affecting the capital markets and the level of interest rates prevailing in the market.

All benefits payable under this policy are subject to tax laws and other fiscal enactments in-effect from time to time, please consult your tax advisor for details.

IndusInd Nippon Life Insurance Company Limited. IRDAI Registration No: 121. Registered & Corporate Office: Unit Nos. 401B, 402, 403 & 404, 4th Floor, Inspire-BKC, G Block, BKC Main Road, Bandra Kurla Complex, Bandra East, Mumbai - 400051. India. T +91 22 6896 5000. For more information or any grievance, 1. Call us between 8am to 8pm, Monday to Saturday (except public holidays) on our Toll Free Number 1800 102 1010 or 2. Visit us at www.indusindnipponlife.com or 3. Email us at: customerservice@indusindnipponlife.com. 4. Chat with us on our WhatsApp number (+91) 7208852700.

Trade logo displayed above belongs to IndusInd International Holdings Limited & Nippon Life Insurance Company and used by IndusInd Nippon Life Insurance Company Limited under license.

Beware of spurious phone calls and fictitious/fraudulent offers. IRDAI clarifies to public that: 1. IRDAI or its officials do not involve in activities like sale of any kind of insurance or financial products nor invest premiums. 2. IRDAI does not announce any bonus. Public receiving such phone calls are requested to lodge a police complaint along with details of phone call, number. CIN: U66010MH2001PLC167089